

## Immediate appeal, impressive performance.


Walk through any front door, and the first thing you see is usually the staircase. That's why it's so important it creates the right impression – and so important to choose the right one. The latest balustrade collections from Richard Burbidge give homeowners all the design style and imagination they need to transform their property and even add to its value. And it's surprising just how affordable it can be.

### Inspiration meets innovation

Incorporating the premium quality timber and superb craftsmanship for which we're renowned, our styles span the classic and contemporary, with graceful curves and bold, geometric lines to reflect personal tastes and match any home beautifully. Our dedicated team of designers has created all the options and flexibility you need, together with up-to-date designs and very latest fitting methods to help to make life easier.

### Rigorous testing means you can choose Richard Burbidge balustrade with confidence

Whatever exciting new innovations we come up with though, quality, durability and safety are just as important so our products will do their job long into the future. That's why every one is put through a series of rigorous tests and assessments by BM TRADA & FIRA Certification Limited, the recognised authorities in timber product testing. And of course, all our balustrade satisfies the necessary domestic Building Regulations, as set out in various British Standards.



White Oak featuring Colonial spindle with tulip newel.

### A wide choice of styles and materials

The table below shows which types of wood are available in which range. Simply turn to the page number shown for full details.

Wood Type	Heritage	Classic	Contemporary	Trademark	Hallmark
White Oak	10-17	20-22	34	38-44	–
Ash	–	23-25	–	45-47	–
Sapele	–	–	34	48-52	–
Beech	–	–	30 & 34	–	–
Hemlock	–	–	–	53-58	–
White Primed	–	–	–	59-62	–
Pine	–	–	30 & 34	63-69	74-77



## Not so much a staircase, more a centrepiece.

A first impression. A focal point. A central hub, with life flowing along and around it day and night. It may seem an odd way to look at a staircase, but when you think about the role it plays you can see why it's so important that it suits the style of home it's in.

Richard Burbidge balustrade (also known as stairparts) makes changing the look of any staircase easier – and more affordable – than might be expected. Each of our ranges is a component system made up of stair spindles, newel posts, rails and accessories. And every part is designed to perfectly match the next, so whichever of the seemingly endless options is chosen you can be sure the overall effect will be perfect.

So start by thinking about the look. Consider the style of the surroundings. Then simply browse through the breathtaking choice of designs in our traditional and contemporary collections, from classic turned staircases to fit period properties to sleek and simple balustrade for modern homes.

As ever, you can trust the people at Richard Burbidge to help make it happen.

### Your guide to the symbols used in this brochure

The screwdriver symbol indicates the level of skill required to install a balustrade system, graded in an increasing scale from 1 to 4 (1 = average DIY-er, 4 = skilled pro).

#### Installation method



Over-the-post



Traditional also known as post-to-post handrail system – mortise and tenon fix



Post-to-post handrail system – bracket fix



FUSION®

The price points throughout the brochure are a simple comparison, showing the amount you could expect to pay for stairparts for a 12-tread staircase.

#### Price points



Over £1,500



Over £1,000



£500 – £1,000



Under £500

#### Testing categories



Domestic installations  
Designed to resist loadings of 0.36kN/m



Light Commercial installations  
Designed to resist loadings of 0.74kN/m

### Terminology

**Baluster** – The vertical posts or spindles between the handrail and the baserail. May be plain, turned, square or flat.

**Baserail** – The rail that runs along the base of the balusters.

**Cap** – The decorative piece on top of the newel turning.

**Handrail** – The smooth rail fixed to the top of the balusters.

**Newel turning** – The large post at the beginning, end or turn of a stair rail.

**Cut string** – A staircase with the profile or side of the steps visible.

**Closed string** – A staircase with the profile or side of the steps concealed.

**Over-the-post** – Often described as a over-the-post handrail system – continuous fix and in the style of grand period staircases, specially designed fittings allow the handrail to flow over the newels and spindles, creating smooth sweeping lines.

**Post-to-post** – Typical of most staircases, this system has a newel post positioned at the top and bottom of your stairs, with a handrail fitted between them. There are two fixing methods for post-to-post:

**Traditional fix system** – A flexible system based on modular components, with traditional mortise and tenon joints for a professional end result.

**Bracket fix system** – A time-saving system using a series of predrilled newel posts and a unique adjustable bracket – a good choice for the competent DIY-er or professional fitters alike.



The following products feature in this image:

Product code	Description
WOHCHR3600	Heritage Handrail
WHOCBR3600	Heritage Baserail
WOHCNB510	Heritage Newel Base
WOHCNB1375	Heritage Newel Base
WOHCA900	Arlington Spindle
WOHCA200	Arlington Bottom Newel
WOHCA500	Arlington Intermediate Newel
WOHCNC1	Heritage Newel Cap

(All products are White Oak).

#### Price points

£ £ £ £ 115mm range

£ £ £ 95mm range

#### Installation method



Over-the-post



Traditional (post-to-post – handrail system mortise and tenon fix)

#### Testing categories



LC

Domestic and Light Commercial

#### Additional information

Our Heritage range is predominantly made to order with the 55m spindles and 115mm newels on a maximum 3 weeks leadtime, 46mm spindles and 95mm newels are available from stock.

Heritage

---

Timeless grandeur

# Heritage White Oak

---

## 55mm range spindles



Arlington

Product code	Size (mm)	Pack qty
WOHCA900	900x55x55	1
WOHCA1100	1100x55x55	1



Blenheim

Product code	Size (mm)	Pack qty
WOHCB900	900x55x55	1
WOHCB1100	1100x55x55	1



Forston

Product code	Size (mm)	Pack qty
WOHCF900	900x55x55	1
WOHCF1100	1100x55x55	1



Granby

Product code	Size (mm)	Pack qty
WOHCG900	900x55x55	1
WOHCG1100	1100x55x55	1



Hampton

Product code	Size (mm)	Pack qty
WOHCH900	900x55x55	1
WOHCH1100	1100x55x55	1



Kenilworth

Product code	Size (mm)	Pack qty
WOHCK900	900x55x55	1
WOHCK1100	1100x55x55	1

These products are available on a 3 week leadtime.

# Heritage White Oak

## 55mm range spindles (continued)



Sandringham

Product code	Size (mm)	Pack qty
WOHCS900	900x55x55	1
WOHCS1100	1100x55x55	1



Thornbury

Product code	Size (mm)	Pack qty
WOHCT900	900x55x55	1
WOHCT1100	1100x55x55	1

## 55mm range balusters




Plain

Product code	Size (mm)	Pack qty
WOHCSTK900	900x55x55	1
WOHCSTK1100	1100x55x55	1



Stop Chamfer

Product code	Size (mm)	Pack qty
WOHCSC900	900x55x55	1
WOHCSC1100	1100x55x55	1



White Oak featuring Arlington 55m spindle and Arlington 115mm newel. 55m spindles and 115mm newels are made to order on a 3 week lead time.

These products are available on a 3 week leadtime.

# Heritage White Oak

## 115mm newel turnings – post-to-post handrail system – mortise and tenon fix



Arlington

Product code	Size (mm)	Pack qty
WOHCA201	525x115x115	1
WOHCA200	725x115x115	1
WOHCA400	825x115x115	1
WOHCA500	825x115x115	1



Blenheim

Product code	Size (mm)	Pack qty
WOHCB201	525x115x115	1
WOHCB200	725x115x115	1
WOHCB400	825x115x115	1
WOHCB500	825x115x115	1



Eton

Product code	Size (mm)	Pack qty
WOHCE201	525x115x115	1
WOHCE200	725x115x115	1
WOHCE400	825x115x115	1
WOHCE500	825x115x115	1



Forston

Product code	Size (mm)	Pack qty
WOHCF201	525x115x115	1
WOHCF200	725x115x115	1
WOHCF400	825x115x115	1
WOHCF500	825x115x115	1



Granby

Product code	Size (mm)	Pack qty
WOHCG201	525x115x115	1
WOHCG200	725x115x115	1
WOHCG400	825x115x115	1
WOHCG500	825x115x115	1



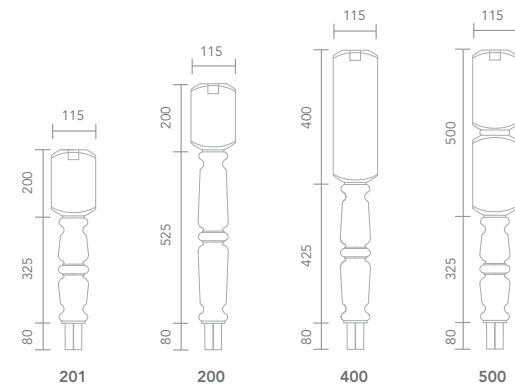
Hampton

Product code	Size (mm)	Pack qty
WOHCH201	525x115x115	1
WOHCH200	725x115x115	1
WOHCH400	825x115x115	1
WOHCH500	825x115x115	1



Jedburgh

Product code	Size (mm)	Pack qty
WOHCJ201	525x115x115	1
WOHCJ200	725x115x115	1
WOHCJ400	825x115x115	1
WOHCJ500	825x115x115	1



Dimensions for newel turnings.

These products are available on a 3 week leadtime.

# Heritage White Oak

## Newel turnings – over-the-post handrail system – continuous fix



Arlington  
Newel turn

Product code	Size (mm)	Pack qty
WOHCANT-V	890	1
WOHCANT0	675	1



Blenheim  
Newel turn

Product code	Size (mm)	Pack qty
WOHCBNT-V	890	1
WOHCBNT0	675	1



Eton  
Newel turn

Product code	Size (mm)	Pack qty
WOHCENT-V	890	1
WOHCENT0	675	1



Forston  
Newel turn

Product code	Size (mm)	Pack qty
WOHCFNT-V	890	1
WOHCFNT0	675	1



Granby  
Newel turn

Product code	Size (mm)	Pack qty
WOHCGNT-V	890	1
WOHCGNT0	675	1



Hampton  
Newel turn

Product code	Size (mm)	Pack qty
WOHCHNT-V	890	1
WOHCHNT0	675	1



Jedburgh  
Newel turn

Product code	Size (mm)	Pack qty
WOHCJNT-V	890	1
WOHCJNT0	675	1



## 115mm complete newels – post-to-post handrail system – mortise and tenon fix

Plain

Product code	Size (mm)	Pack qty
WOHCSQN1500	1500x115x115	1



Stop Chamfer

Product code	Size (mm)	Pack qty
WOHCSCN1500	1500x115x115	1

These products are available on a 3 week leadtime.



# Heritage White Oak

## 115mm newel bases

Product code	Size (mm)	Pack qty
WOHCNB510	510x115x115	1
WOHCNB635	635x115x115	1
WOHCNB700	700x115x115	1
WOHCNB920	920x115x115	1
WOHCNB1375	1375x115x115	1
WOHCNB2000	2000x115x115	1

## Handrails for 55mm spindles



Product code	WOHCHR2400	WOHCHR3600	WOHCHR4200	WOHCBR2400	WOHCBR3600	WOHCBR4200
Size (mm)	2400x92x55	3600x92x55	4200x92x55	2400x88x28	3600x88x28	4200x88x28
Pack qty	1	1	1	1	1	1

All handrails are supplied with fillet strips.

## Baserails for 55mm spindles



All baserails are supplied with fillet strips.

## Newel caps for 115mm newels Ball



Product code	Size (mm)	Pack qty
WOHCNC1	133x104x104	1

## Pyramid



Product code	Size (mm)	Pack qty
WOHCNC7	70x148x148	1

## Fittings 55mm spindles



Product code	WOHCUE	WOHCVT	WOHCHT	WOHCHC	WOHCOC	WOHCOE
Description	Up easing	Vertical turn	Horizontal turn	Horizontal cap	Opening cap	Over easing
Pack qty	1	1	1	1	1	1



Product code	WOHCOR	WOHCSC	WOHCUE90	WOHCVL-LH	WOHCVL-RH
Description	Opening rise	Straight cap	Up easing 90 degrees	Left hand volute	Right hand volute
Pack qty	1	1	1	1	1

These products are available on a 3 week leadtime.

# Heritage White Oak

---

## 46mm range spindles



Arlington

Product code	Size (mm)	Pack qty
OSA09046	900x46x46	1
OSA11046	1100x46x46	1



Hampton

Product code	Size (mm)	Pack qty
OSH09046	900x46x46	1
OSH11046	1100x46x46	1



Warwick

Product code	Size (mm)	Pack qty
OSW09046	900x46x46	1
OSW11046	1100x46x46	1

## 46mm range balusters



Plain

Product code	Size (mm)	Pack qty
OSSTK09046	900x46x46	1
OSSTK11046	1100x46x46	1



Stop Chamfer

Product code	Size (mm)	Pack qty
OSSC09046	900x46x46	1
OSSC11046	1100x46x46	1

# Heritage White Oak

## 95mm newel turnings – post-to-post handrail system – mortise and tenon fix



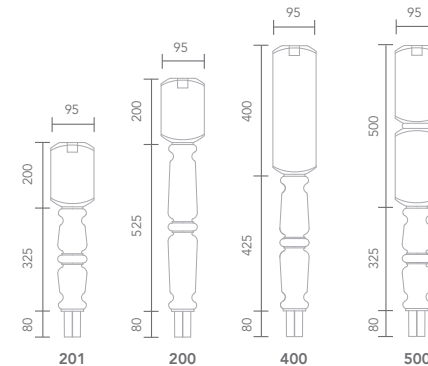
Arlington

Product code	Size (mm)	Pack qty
OSNTA201	525x95x95	1
OSNTA200	725x95x95	1
OSNTA400	825x95x95	1
OSNTA500	825x95x95	1



Hampton

Product code	Size (mm)	Pack qty
OSNTH201	525x95x95	1
OSNTH200	725x95x95	1
OSNTH400	825x95x95	1
OSNTH500	825x95x95	1



Dimensions for newel turnings.

## 95mm complete newels – post-to-post handrail system – mortise and tenon fix



Plain

Product code	Size (mm)	Pack qty
OSSQN1500	1500x95x95	1



Stop Chamfer

Product code	Size (mm)	Pack qty
OSSCN1500	1500x95x95	1



Newel bases

95mm newel bases

Product code	Size (mm)	Pack qty
OSNB510	510x95x95	1
OSNB635	635x95x95	1
OSNB700	700x95x95	1
OSNB1375	1375x95x95	1
OSNB2000	2000x95x95	1
OSNB2400	2400x95x95	1

# Heritage White Oak

---



## Newel caps

for 95mm newels

	Ball	Pyramid
		
Product code	OSNC1	OSNC7
Size (mm)	120x91x91	50x115x115
Pack qty	1	1

## Fittings

46mm spindles

			
Product code	OFSUE	OFSHT	OFSVT
Description	Up easing	Horizontal turn	Vertical turn
Pack qty	1	1	1

## Handrails

for 46mm spindles

			
Product code	OHS2400	OHS3600	OHS4200
Size (mm)	2400x70x57	3600x70x57	4200x70x57
Pack qty	1	1	1

All handrails are supplied with fillet strips.

## Baserails

for 46mm spindles

			
Product code	OBS2400	OBS3600	OBS4200
Size (mm)	2400x70x30	3600x70x30	4200x70x30
Pack qty	1	1	1

All baserails are supplied with fillet strips.



The following products feature in this image:

Product code	Description
FS090Y	Classic Fluted Spindle
FS110Y	Classic Fluted Spindle
HR3600/41Y	Classic Handrail
VL-RHY	Classic Right Hand Volute
FNT-VY	Classic Fluted Newel

(All products are Ash).

#### Price points

£ £ £	White Oak
£ £	Ash

#### Installation method

	Over-the-post
	Traditional (post-to-post handrail system – mortise and tenon fix)

#### Testing categories

	Domestic and Light Commercial
--	-------------------------------

#### Additional information

White Oak and Ash are tested to Light Commercial in Traditional (post-to-post handrail system – mortise and tenon fix) applications.

The Imperial spindle from the Trademark section also complements this range.

Classic

---

Elegant appeal

# Classic White Oak

## 41mm range spindles



Classic Fluted

Product code	Size (mm)	Pack qty
CWOF090	900 x 41 x 41	1
CWOF110	1100 x 41 x 41	1

Imperial 41mm from the Trademark range, page 35, works well with this range.

## 90mm newel turnings – post-to-post handrail system – mortise and tenon fix

Plain



Product code	CWONT160/90	CWONT160/90Half	CWONT415/90	CWONT202/90
Size (mm)	725x90x90	725x90x43	710x90x90	497x90x90
Pack qty	1	1	1	1

Classic Fluted



Product code	CWOFNT160	CWOFNT160Half	CWOFNT415	CWOFNT202
Size (mm)	725x90x90	725x90x43	710x90x90	497x90x90
Pack qty	1	1	1	1

# Classic White Oak

---

## 90mm newel turnings – over-the-post handrail system – continuous fix

Plain



Product code	CWONT-V	CWONT0
Size (mm)	890	675
Pack qty	1	1

Fluted



Product code	CWFONT-V	CWFONT0
Size (mm)	890	675
Pack qty	1	1



## 90mm newel bases

Product code	Size (mm)	Pack qty
WONB510	510x90x90	1
WONB510Half	510x90x43	1
WONB700	700x90x90	1
WONB915	915x90x90	1
WONB1375	1375x90x90	1
WONB2000	2000x90x90	1
WONB2850	2850x90x90	1



# Classic White Oak

## Handrails for 41mm spindles



## Baserails for 41mm spindles



Product code	CWOHR2400/41	CWOHR3600/41	CWOHR4200/41	CWOBR2400/41	CWOBR3600/41	CWOBR4200/41
Size (mm)	2400x70x55	3600x70x55	4200x70x55	2400x65x23	3600x65x23	4200x65x23
Pack qty	1	1	1	1	1	1

All handrails are supplied with fillet strips.

All baserails are supplied with fillet strips.

## Newel caps for 90mm newels



Product code	Size (mm)	Pack qty
CWONC1	100x86x86	1
CWONC1 Half	100x86x41	1

## Fittings 41mm spindles



Product code	CWOHC	CWOHT	CWOOC	CWOOE	CWOOR	CWOSC
Description	Horizontal cap	Horizontal turn	Opening cap	Over easing	Opening rise	Straight cap
Pack qty	1	1	1	1	1	1



Product code	CWOUE	CWOUE90	CWOVT	CWOVL-LH	CWOVL-RH
Description	Up easing	Up easing 90 degrees	Vertical turn	Left hand volute	Right hand volute
Pack qty	1	1	1	1	1



White Oak featuring Classic fluted spindle and matching newel.

# Classic Ash

## 41mm range spindles



Classic Fluted

Product code	Size (mm)	Pack qty
FS090Y	900x41x41	1
FS110Y	1100x41x41	1

Imperial 41mm from the Trademark range, page 45, works well with this range.

## 90mm newel turnings – post-to-post handrail system – mortise and tenon fix

Plain



Product code	NT160/90Y	NT160/90Y Half	NT415/90Y	NT202/90Y
Size (mm)	725x90x90	725x90x43	710x90x90	497x90x90
Pack qty	1	1	1	1

Classic Fluted



Product code	FNT160Y	FNT160Y Half	FNT415Y	FNT202Y
Size (mm)	725x90x90	725x90x43	710x90x90	497x90x90
Pack qty	1	1	1	1

# Classic Ash

## 90mm newel turnings – over-the-post handrail system – continuous fix

Plain



Product code	NT-VY	NT0Y
Size (mm)	890	675
Pack qty	1	1

Fluted



Product code	FNT-VY	FNT0Y
Size (mm)	890	675
Pack qty	1	1



## 90mm newel bases

Product code	Size (mm)	Pack qty
NB510/90Y	510x90x90	1
NB510/90Y Half	510x90x43	1
NB700/90Y	700x90x90	1
NB915/90Y	915x90x90	1
NB1375/90Y	1375x90x90	1
NB2000/90Y	2000x90x90	1
NB2850/90Y	2850x90x90	1

Ash featuring Classic fluted spindle and matching newel with right hand volute.



# Classic Ash

## Handrails for 41mm spindles



## Baseraills for 41mm spindles



Product code	HR2400/41Y	HR3600/41Y	HR4200/41Y	BR2400/41Y	BR3600/41Y	BR4200/41Y
Size (mm)	2400x70x55	3600x70x55	4200x70x55	2400x65x23	3600x65x23	4200x65x23
Pack qty	1	1	1	1	1	1

All handrails are supplied with fillet strips.

All baseraills are supplied with fillet strips.

## Newel caps for 90mm newels



Product code	Size (mm)	Pack qty
NC1Y	100x86x86	1
NC1YHalf	100x86x41	1

## Fittings

41mm spindles



Product code	HCY	HTY	OCY	OEY	ORY	SCY
Description	Horizontal cap	Horizontal turn	Opening cap	Over easing	Opening rise	Straight cap
Pack qty	1	1	1	1	1	1



Product code	UEY	UE90Y	VTY	VL-LHY	VL-RHY
Description	Up easing	Up easing 90 degrees	Vertical turn	Left hand volute	Right hand volute
Pack qty	1	1	1	1	1



The following products feature in this image:

Product code	Description
RHR3600WO	Fusion Handrail
SBR3600WO	Fusion Baserail
RHR750WO	Fusion Newel
MMGPR4	Fusion Rake Glass Panel x4
MMBCB	Fusion Bottom Connector (Brushed Nickel)
MMINCB	Fusion Intermediate Newel Connector (Brushed Nickel)
MMNCB	Fusion Newel Base Connector (Brushed Nickel)
MMGPB8	Fusion Glass Panel Bracket x4 (Brushed Nickel)

(All timber products are White Oak).

#### Price points

£ £ £	Acrylic panel and glass panel
£ £	Balusters

#### Installation method

	Fusion
---	--------

#### Testing categories

	Domestic
---	----------

#### Additional information

Fusion Commercial, a heavy duty version, is also available designed for shared access stairwells and other commercial applications.

Contemporary

---

Balustrade brought  
right up to date

# Contemporary

## FUSION® balusters – closed string products

### Chrome finish\*\*

The following balusters are made of mild steel and the brackets are ABS



Product code	MMSBSUK	MMSBS10UK	MMLBSUK	MMLBS10UK
Description	Staircase baluster & 2 fixing brackets	Staircase baluster 10 multi-pack*	Landing baluster & 2 fixing brackets	Landing baluster 10 multi-pack*
Pack qty	1	10	1	10

### Chrome finish – Fusion Mark 2\*\*\* – NEW

The following balusters are made of stainless steel and the brackets are made of zinc alloy



Product code	SBSUK2	SBS10UK2	LBSUK2	LBS10UK2
Description	Staircase baluster & 2 fixing brackets	Staircase baluster 10 multi-pack*	Landing baluster & 2 fixing brackets	Landing baluster 10 multi-pack*
Pack qty	1	10	1	10

### Brushed nickel finish\*\*

The following balusters are made of mild steel and the brackets are ABS



Product code	MMSBBUK	MMSBB10UK	MMLBBUK	MMLBB10UK
Description	Staircase baluster & 2 fixing brackets	Staircase baluster 10 multi-pack*	Landing baluster & 2 fixing brackets	Landing baluster 10 multi-pack*
Pack qty	1	10	1	10

### Brushed nickel finish – Fusion Mark 2\*\*\* – NEW

The following balusters are made of stainless steel and the brackets are made of zinc alloy



Product code	SBBUK2	SBB10UK2	LBBUK2	LBB10UK2
Description	Staircase baluster & 2 fixing brackets	Staircase baluster 10 multi-pack*	Landing baluster & 2 fixing brackets	Landing baluster 10 multi-pack*
Pack qty	1	10	1	10

\*Multi-packs include 10 balusters and 20 brackets.

\*\*Will achieve stair pitches of 38-45 degrees.

\*\*\*Will achieve stair pitches of 33-45 degrees.

# Contemporary

## FUSION® balusters – cut string products

### Chrome finish\*\*

The following balusters are made of mild steel and the brackets are ABS



Product code	MMSBSE	MMSBS10E	MMLBSE	MMLBS10E
Description	Staircase baluster & 2 fixing brackets	Staircase baluster 10 multi-pack*	Landing baluster & 2 fixing brackets	Landing baluster 10 multi-pack*
Pack qty	1	10	1	10

### Chrome finish – Fusion Mark 2\*\*\* – NEW

The following balusters are made of stainless steel and the brackets are made of zinc alloy



Product code	SBSE2	SBS10E2	LBSE2	LBS10E2
Description	Staircase baluster & 2 fixing brackets	Staircase baluster 10 multi-pack*	Landing baluster & 2 fixing brackets	Landing baluster 10 multi-pack*
Pack qty	1	10	1	10

### Brushed nickel finish\*\*

The following balusters are made of mild steel and the brackets are ABS



Product code	MMSBBE	MMSBB10E	MMLBBE	MMLBB10E
Description	Staircase baluster & 2 fixing brackets	Staircase baluster 10 multi-pack*	Landing baluster & 2 fixing brackets	Landing baluster 10 multi-pack*
Pack qty	1	10	1	10

### Brushed nickel finish – Fusion Mark 2\*\*\* – NEW

The following balusters are made of stainless steel and the brackets are made of zinc alloy



Product code	SBBE2	SBB10E2	LBBE2	LBB10E2
Description	Staircase baluster & 2 fixing brackets	Staircase baluster 10 multi-pack*	Landing baluster & 2 fixing brackets	Landing baluster 10 multi-pack*
Pack qty	1	10	1	10

\*Multi-packs include 10 balusters and 20 brackets.

\*\*Will achieve stair pitches of 38-45 degrees.

\*\*\*Will achieve stair pitches of 33-45 degrees.




# Contemporary

## FUSION® cut string products

Chrome finish

				
Product code	MMSBCS	MMINCS	NB320PFS	NB320BFS
Description	Suspended baserail connector	Intermediate newel connector	Pine mid newel base*	Beech mid newel base*
Pack qty	1	1	1	1



Brushed nickel finish

				
Product code	MMSBCB	MMINCB	NB320PFB	NB320BFB
Description	Suspended baserail connector	Intermediate newel connector	Pine mid newel base**	Beech mid newel base**
Pack qty	1	1	1	1



Top: Fusion Pine with chrome finish balusters.  
Bottom: Fusion White Oak with acrylic panels.

\*Includes connector & chrome finish decorative edge.

\*\*Includes connector & brushed nickel finish decorative edge.

# Contemporary

## FUSION® clear panel products (acrylic)

Chrome finish

							
Product code	MMSPKS	MMLPKS	MMSERS	MMSELS	MMHSRS	MMHSLS	ILCSD
Description	Staircase kit including 1 panel, 4 brackets	Landing kit including 1 panel, 6 brackets	Single edge staircase moulding	Single edge landing moulding	H section staircase moulding	H section landing moulding	Intermediate landing connector
Pack qty	1	1	1	1	1	1	1

Brushed nickel finish


							
Product code	MMSPKB	MMLPKB	MMSERB	MMSELB	MMHSRB	MMHSLB	ILCBD
Description	Staircase kit including 1 panel, 4 brackets	Landing kit including 1 panel, 6 brackets	Single edge staircase moulding	Single edge landing moulding	H section staircase moulding	H section landing moulding	Intermediate landing connector
Pack qty	1	1	1	1	1	1	1

# Contemporary



## FUSION® clear panel products (glass)

### Glass panels

					
Product code	MMGPR1	MMGPR4	MMGPL1	MMGPL4	MMGPSL1
Description	Rake glass panel	Rake glass panel 4 pack	Landing glass panel	Landing glass panel 4 pack	Small landing return panel
Pack qty	1	4	1	4	1



### Chrome glass panel brackets

		
Product code	MMGPS2	MMGPS8
Description	Chrome glass panel brackets 2 pack	Chrome glass panel brackets 8 pack
Pack qty	2	8

### Brushed nickel glass panel brackets





		
Product code	MMGPB2	MMGPB8
Description	Brushed nickel glass panel brackets 2 pack	Brushed nickel glass panel brackets 8 pack
Pack qty	2	8

Fusion White Oak with glass panels and brushed nickel finish connector.




# Contemporary

## FUSION® handrail & newel connecting brackets

Chrome finish

				
Product code	MMBCS	MMTCS	MMICS	MMLCS
Description	Bottom connector	Top connector	Intermediate connector	Landing connector
Pack qty	1	1	1	1




				
Product code	MMHTRS	MMHTLS	MMWCS	MMNCS
Description	Horizontal turn, right hand	Horizontal turn, left hand	Wall connector	Newel base connector
Pack qty	1	1	1	1

			
Product code	MMALS	MMHLS	MMECS
Description	Adjustable landing connector	Half landing connector	End cap
Pack qty	1	1	1

Brushed nickel finish

					
Product code	MMBCB	MMTCB	MMICB	MMLCB	MMHTRB
Description	Bottom connector	Top connector	Intermediate connector	Landing connector	Horizontal turn, right hand
Pack qty	1	1	1	1	1


					
Product code	MMHTLB	MMWCB	MMNCB	MMALB	MMHLB
Description	Horizontal turn, left hand	Wall connector	Newel base connector	Adjustable landing connector	Half landing connector
Pack qty	1	1	1	1	1

			
Product code	MMECB	MMSNB	MMSQCB
Description	End cap	Storey newel connector	Square newel cap - 90mm
Pack qty	1	1	1

NB: Fusion installation instructions are packed with the Newel Base Connector (MMNCS & MMNCB).

# Contemporary

## FUSION® newels




White Oak

Product code	RHR750WO
Size (mm)	750xØ54
Pack qty	1



Sapele

Product code	RHR750QF
Size (mm)	750xØ54
Pack qty	1



Beech

Product code	RHR750BF
Size (mm)	750xØ54
Pack qty	1



Pine

Product code	RHR750PF
Size (mm)	750xØ54
Pack qty	1

## FUSION® handrails

White Oak



Sapele



Beech



Pine



Product code	RHR2400WO	RHR3600WO	RHR4200WO	RHR2400QF	RHR3600QF	RHR4200QF	RHR2400BF	RHR3600BF	RHR4200BF	RHR2400PF	RHR3600PF	RHR4200PF
Size (mm)	2400xØ54	3600xØ54	4200xØ54	2400xØ54	3600xØ54	4200xØ54	2400xØ54	3600xØ54	4200xØ54	2400xØ54	3600xØ54	4200xØ54
Pack qty	1	1	1	1	1	1	1	1	1	1	1	1

## FUSION® baserails

White Oak



Sapele



Beech



Pine



Product code	SBR2400WO	SBR3600WO	SBR4200WO	SBR2400QF	SBR3600QF	SBR4200QF	SBR2400BF	SBR3600BF	SBR4200BF	SBR2400PF	SBR3600PF	SBR4200PF
Size (mm)	2400x55x27	3600x55x27	4200x55x27	2400x55x27	3600x55x27	4200x55x27	2400x55x27	3600x55x27	4200x55x27	2400x55x27	3600x55x27	4200x55x27
Pack qty	1	1	1	1	1	1	1	1	1	1	1	1

All Fusion newels, handrails and baserails are pre-finished in a clear varnish.

# Contemporary

## FUSION® wall mounted handrail

Chrome finish



Product code	MMWECS	MMWBS
Description	Handrail end cap	Handrail wall bracket
Pack qty	1	1

Brushed nickel finish



Product code	MMWECSB	MMWBSB
Description	Handrail end cap	Handrail wall bracket
Pack qty	1	1

Boxed rail kits



Product code	KIT01	KIT02
Description	Pine with brushed nickel connectors	White Oak with brushed nickel connectors
Pack qty	1	1

Boxed rail kit suitable for runs of 3.6 metres contains:  
3 x 1.2 metre timber lengths, 4 x brushed nickel wall mounted handrail connectors, 2 x brushed nickel handrail end caps & fitting instructions.

## FUSION® tool kit




Product code	MMTK
Description	Tool kit
Pack qty	1

## FUSION® installation DVD



Product code	FUSDVD
Description	Installation DVD
Pack qty	1



Fusion White Oak wall mounted handrail.



## The following products feature in this image:



Product code	Description
WOC5090	Trademark Colonial Spindle
WONT160	Trademark Tulip Bottom Newel
WONT415	Trademark Tulip Intermediate Newel
WONC2	Trademark Ball Cap
WOHDR3600/41	Trademark Grooved Handrail
WOBR3600/41	Trademark Grooved Baserail
WONB510	Trademark Newel Base
WONB1375	Trademark Newel Base

(All products are White Oak).



### Price points

£ £ £	White Oak
£ £	Ash
£	Sapele, Hemlock, Primed & Pine

### Installation method

	Over-the-post
	Traditional (post-to-post handrail system – mortise and tenon fix)

### Testing categories

	White Oak, Ash, Sapele, Hemlock, Primed & Pine
	White Oak

### Additional information

White Oak is tested to Light Commercial in Traditional (post-to-post handrail system – mortise and tenon fix) applications.

Trademark

---

For a perfect job



# Trademark White Oak

---

## 41mm turned spindles



Colonial\*

Product code	Size (mm)	Pack qty
WOC090	900 x 41 x 41	1
WOC110	1100 x 41 x 41	1

\*Turned centre profile



Imperial

Product code	Size (mm)	Pack qty
WOIS090	900x41x41	1
WOIS110	1100x41x41	1



Provincial\*

Product code	Size (mm)	Pack qty
WOPS090	900x41x41	1
WOPS110	1100x41x41	1

\*Square centre profile

## 41mm balusters



Plain

Product code	Size (mm)	Pack qty
WOSTK	900x41x41	1
WOSTK110	1100x41x41	1



Stop Chamfer

Product code	Size (mm)	Pack qty
WOSC090	900x41x41	1
WOSC110	1100x41x41	1



Stop Chamfer Flute

Product code	Size (mm)	Pack qty
WOSCF090	900x41x41	1
WOSCF110	1100x41x41	1

Flute detail appears on 2 faces and chamfer is on all 4 edges.

# Trademark White Oak

## 32mm turned spindles



Georgian

Product code	Size (mm)	Pack qty
WOGM090/32	900x32x32	1
WOGM110/32	1100x32x32	1



White Oak featuring Colonial spindle with tulip newel.

## 32mm balusters



Stop Chamfer

Product code	Size (mm)	Pack qty
WOSC090/32	900x32x32	1
WOSC110/32	1100x32x32	1



Windsor

Product code	Size (mm)	Pack qty
WOSM090/32	900x32x32	1
WOSM110/32	1100x32x32	1



Plain

Product code	Size (mm)	Pack qty
WOSTK090/32	900x32x32	1
WOSTK110/32	1100x32x32	1

# Trademark White Oak

## 90mm newel turnings – post-to-post handrail system – mortise and tenon fix

Tulip



Product code	WONT160	WONT160Half	WONT415	WONT202
Size (mm)	725x90x90	725x90x43	710x90x90	497x90x90
Pack qty	1	1	1	1

Turned profile.

Provincial



Product code	WOPNT160	WOPNT160Half	WOPNT415	WOPNT202
Size (mm)	725x90x90	725x90x43	710x90x90	497x90x90
Pack qty	1	1	1	1

Square profile.

## 90mm newel turnings – over-the-post handrail system – continuous fix

Tulip



Product code	WONT-V	WONT0
Size (mm)	890	675
Pack qty	1	1

Turned profile.

# Trademark White Oak

## 90mm complete newels

Plain



Product code	WOSQN1500	WOSQN1500Half
Size (mm)	1500x90 x90	1500x90 x43
Pack qty	1	1

Stop Chamfer



Product code	WOSCN1500	WOSCN1500Half
Size (mm)	1500x90x90	1500x90x43
Pack qty	1	1

Stop Chamfer Flute



Product code	WOSCFNP1500	WOSCFNP1500A*
Size (mm)	1500x90x90	1500x90x90
Pack qty	1	1

\*Intermediate.

## 90mm newel bases



Product code	Size (mm)	Pack qty
WONB510	510x90x90	1
WONB510Half	510x90x43	1
WONB700	700x90x90	1
WONB915	915x90x90	1
WONB1375	1375x90x90	1
WONB2000	2000x90x90	1
WONB2850	2850x90x90	1

## Newel caps for 90mm newels



	Ball	Acorn	Provincial	Pyramid	Square
Product code	WONC2	WONC3	WOPNC/90	WONC7	WONC8
Size (mm)	106x85x85	131x85x85	131x85x85	50x115x115	27x114x114
Pack qty	1	1	1	1	1
Product code	WONC2Half	WONC3Half	WOPNC/90Half	WONC7Half	WONC8Half
Size (mm)	106x85x41	131x85x41	131x85x41	50x115x56	27x114x56
Pack qty	1	1	1	1	1

# Trademark White Oak

## Handrails – Heavy Duty Rail

for 41mm spindles



for 32mm spindles



Product code	WOHDR2400/41	WOHDR3600/41	WOHDR4200/41	WOHDR2400/32	WOHDR3600/32	WOHDR4200/32
Size (mm)	2400x59x59	3600x59x59	4200x59x59	2400x59x59	3600x59x59	4200x59x59
Pack qty	1	1	1	1	1	1

All handrails are supplied with fillet strips.

## Baserails

for 41mm spindles



for 32mm spindles



Product code	WOBR2400/41	WOBR3600/41	WOBR4200/41	WOBR2400/32	WOBR3600/32	WOBR4200/32
Size (mm)	2400x63x28	3600x63x28	4200x63x28	2400x63x28	3600x63x28	4200x63x28
Pack qty	1	1	1	1	1	1

All baserails are supplied with fillet strips.

## Fittings

HDR profile



Product code	WOHC	WOHT	WOOC	WOOE	WOOR	WOSC	WOUE	WOUE90	WOVT	WOVL-LH	WOVL-RH
Description	Horizontal cap	Horizontal turn	Opening cap	Over easing	Opening rise	Straight cap	Up easing	Up easing 90 degrees	Vertical turn	Left hand volute	Right hand volute
Pack qty	1	1	1	1	1	1	1	1	1	1	1

Fittings can be used with 41mm or 32mm spindles.

# Trademark Slender White Oak

## 41mm turned spindles



Slender

Product code	Size (mm)	Pack qty
SL090WO	900x41x41	1
SL110WO	1100x41x41	1

## Slender newel turnings – post-to-post handrail system – bracket fix for use with slender spindles

Plain



Product code	SLN160WO	SLN160AWO	SLN415AWO	SLN160BWO
Size (mm)	725x90x90	725x90x90	710x90x90	725x90x90
Pack qty	1	1	1	1

## Handrails

for 41mm spindles



Product code	SLHR2400/41WO	SLHR3600/41WO	SLHR4200/41WO
Size (mm)	2400x59x62	3600x59x62	4200x59x62
Pack qty	1	1	1

All handrails are supplied with fillet strips.

## Baserails

for 41mm spindles



Product code	SLBR2400/41WO	SLBR3600/41WO	SLBR4200/41WO
Size (mm)	2400x40x59	3600x40x59	4200x40x59
Pack qty	1	1	1

All baserails are supplied with fillet strips.

# Trademark Slender White Oak

## Slender caps



Product code	Size (mm)	Pack qty
SLNC/90WO*	40 x 102 x 102	1

\*For 90mm newel.

## Fittings



Product code	SLHTWO	SLVTWO	SLUEWO
Description	Horizontal turn	Vertical turn	Up easing
Pack qty	1	1	1

Fittings can be used with 41mm or 32mm spindles.

## Accessories

Slender fitting bracket  
Including cover plate



Product code	Size (mm)	Pack qty
SLBWO	N/A	1

Slender wall rosette



Product code	Size (mm)	Pack qty
SLWRWO	110 x 26	1

# Trademark Ash

---

## 41mm turned spindles



Colonial

Product code	Size (mm)	Pack qty
ACS090	900x41x41	1
ACS110	1100x41x41	1



Imperial

Product code	Size (mm)	Pack qty
IS090Y	900x41x41	1
IS110Y	1100x41x41	1

## 41mm balusters



Plain

Product code	Size (mm)	Pack qty
ASTK090/41	900x41x41	1
ASTK110/41	900x41x41	1



Stop Chamfer

Product code	Size (mm)	Pack qty
ASC090/41	900x41x41	1
ASC110/41	1100x41x41	1



Stop Chamfer Flute

Product code	Size (mm)	Pack qty
ASCF090	900x41x41	1
ASCF110	1100x41x41	1

Flute detail appears on 2 faces and chamfer is on all 4 edges.



# Trademark Ash

## 90mm newel turnings – post-to-post handrail system – mortise and tenon fix


Tulip				
Product code	ANT160/90	ANT160/90Half	ANT415/90	ANT202/90
Size (mm)	725x90x90	725x90x43	710x90x90	497x90x90
Pack qty	1	1	1	1

## 90mm complete newels

Stop Chamfer		Stop Chamfer Flute		
Product code	ASCNP1500/90	Product code	ASCFNP1500/90	ASCFNP1500/90A*
Size (mm)	1500x90x90	Size (mm)	1500x90x90	1500x90x90
Pack qty	1	Pack qty	1	1


\*Intermediate.

## 90mm newel bases

	Product code	Size (mm)	Pack qty
	NB510/90Y	510x90x90	1
	NB510/90YHalf	510x90x43	1
	NB700/90Y	700x90x90	1
	NB915/90Y	915x90x90	1
	NB1375/90Y	1375x90x90	1
	NB2000/90Y	2000x90x90	1
	NB2850/90Y	2850x90x90	1

## Newel drops

90mm newels

	Product code	Size (mm)	Pack qty
	ND560/90Y	560x90x90	1

# Trademark Ash

## Handrails – Heavy Duty Rail

for 41mm spindles



Product code	AHDR2400/41	AHDR3600/41	AHDR4200/41
Size (mm)	2400x59x59	3600x59x59	4200x59x59
Pack qty	1	1	1

All handrails are supplied with fillet strips.

## Baserails

for 41mm spindles



Product code	ABR2400/41	ABR3600/41	ABR4200/41
Size (mm)	2400x63x28	3600x63x28	4200x63x28
Pack qty	1	1	1

All baserails are supplied with fillet strips.

## Newel caps

for 90mm newels

Ball



Pyramid



Product code	ANC2/90	ANC7
Size (mm)	106x85x85	50x115x115
Pack qty	1	1
Product code	ANC2/90Half	
Size (mm)	106x85x41	
Pack qty	1	

## Fittings



Product code	AHT	AOE	AUE	AVT
Description	Horizontal turn	Over easing	Up easing	Vertical turn
Pack qty	1	1	1	1

Fittings can be used with 41mm or 32mm spindles.

# Trademark Sapele

---

## 41mm turned spindles



### Colonial

Product code	Size (mm)	Pack qty
CS090Q	900 x 41 x 41	1
CS110Q	1100 x 41 x 41	1



### Imperial

Product code	Size (mm)	Pack qty
IS090Q	900 x 41 x 41	1
IS110Q	1100 x 41 x 41	1

## 41mm balusters



### Plain

Product code	Size (mm)	Pack qty
STK090/41Q	900 x 41 x 41	1
STK110/41Q	1100 x 41 x 41	1

These products are available on a 3 week leadtime.



### Stop Chamfer

Product code	Size (mm)	Pack qty
SC090/41Q	900 x 41 x 41	1
SC110/41Q	1100 x 41 x 41	1

These products are available on a 3 week leadtime.




### Stop Chamfer Flute

Product code	Size (mm)	Pack qty
SCF090Q	900 x 41 x 41	1
SCF110Q	1100 x 41 x 41	1

Flute detail appears on 2 faces and chamfer is on all 4 edges. These products are available on a 3 week leadtime.

# Trademark Sapele

## 32mm turned spindle



Georgian

Product code	Size (mm)	Pack qty
GM090Q	900x32x32	1
GM110Q	1100x32x32	1


These products are available on a 3 week leadtime.

## 32mm balusters



Plain

Product code	Size (mm)	Pack qty
STKQ	900x32x32	1
STK110Q	1100x32x32	1



Stop Chamfer

Product code	Size (mm)	Pack qty
SC090Q	900x32x32	1
SC110Q	1100x32x32	1

## 90mm newel turnings – post-to-post handrail system – mortise and tenon fix

Tulip



Product code	NT160/90Q	NT160/90Q.Half	NT415/90Q	NT202/90Q
Size (mm)	725x90x90	725x90x43	710x90x90	497x90x90
Pack qty	1	1	1	1

## 90mm newel turnings – over-the-post handrail system – continuous fix

Tulip



Product code	CNT-VQ	CNT0/90Q
Size (mm)	890	675
Pack qty	1	1

# Trademark Sapele

## 90mm complete newels

Stop  
Chamfer



Product code	SCNP1500/90Q
Size (mm)	1500 x 90 x 90
Pack qty	1

Stop  
Chamfer  
Flute



Product code	SCFNP1500/90Q	SCFNP1500/90AQ
Size (mm)	1500x90x90	1500x90x90
Pack qty	1	1

These products are available on a 3 week leadtime.

## 90mm newel bases



Product code	Size (mm)	Pack qty
NB510/90Q	510x90x90	1
NB510/90Q.Half	510x90x43	1
NB700/90Q	700x90x90	1
NB915/90Q	915x90x90	1
NB1375/90Q	1375x90x90	1
NB2000/90Q	2000x90x90	1
NB2850/90Q	2850x90x90	1

## Newel caps

for 90mm newels



Ball

Product code	Size (mm)	Pack qty
NC2/90Q	106x85x85	1
NC2/90Q.Half	106x85x41	1



Acorn

Product code	Size (mm)	Pack qty
NC3/90Q	131x85x85	1
NC3/90Q.Half	131x85x41	1



Pyramid

Product code	Size (mm)	Pack qty
NC7Q	50x115x115	1

These products are available on a 3 week leadtime.

# Trademark Sapele

---

## Handrails – Heavy Duty Rail

for 41mm spindles



for 32mm spindles



Product code	HDR1800/41Q	HDR2400/41Q	HDR3600/41Q	HDR4200/41Q	HDR1800/32Q	HDR2400/32Q	HDR3600/32Q	HDR4200/32Q
Size (mm)	1800x59x59	2400x59x59	3600x59x59	4200x59x59	1800x59x59	2400x59x59	3600x59x59	4200x59x59
Pack qty	1	1	1	1	1	1	1	1

All handrails are supplied with fillet strips.

## Baseraills

for 41mm spindles



for 32mm spindles



Product code	BR1800/41Q	BR2400/41Q	BR3600/41Q	BR4200/41Q	BR1800/32Q	BR2400/32Q	BR3600/32Q	BR4200/32Q
Size (mm)	1800x63x28	2400x63x28	3600x63x28	4200x63x28	1800x63x28	2400x63x28	3600x63x28	4200x63x28
Pack qty	1	1	1	1	1	1	1	1

All baseraills are supplied with fillet strips.

# Trademark Sapele

---

## Fittings HDR profile

						
Product code	HCQ	HTQ	OCQ	OEQ	ORQ	SCQ
Description	Horizontal cap	Horizontal turn	Opening cap	Over easing	Opening rise	Straight cap
Pack qty	1	1	1	1	1	1

					
Product code	UEQ	UE90Q	VTQ	VL-LHQ	VL-RHQ
Description	Up easing	Up easing 90 degrees	Vertical turn	Left hand volute	Right hand volute
Pack qty	1	1	1	1	1

Fittings can be used with 41mm or 32mm spindles.

# Trademark Hemlock

## 41mm turned spindles



Colonial\*

Product code	Size (mm)	Pack qty
CS090	900 x 41 x 41	1
CS110	1100 x 41 x 41	1

\*Turned centre profile.



Imperial

Product code	Size (mm)	Pack qty
IS090	900x41x41	1
IS110	1100x41x41	1




Provincial\*

Product code	Size (mm)	Pack qty
PS090	900x41x41	1
PS110	1100x41x41	1

\*Square centre profile.

## 41mm balusters




Plain

Product code	Size (mm)	Pack qty
STK090/41	900x41x41	1
STK110/41	1100x41x41	1



Stop Chamfer

Product code	Size (mm)	Pack qty
SC090/41	900x41x41	1
SC110/41	1100x41x41	1



Stop Chamfer Flute

Product code	Size (mm)	Pack qty
SCF090	900x41x41	1
SCF110	1100x41x41	1

Flute detail appears on 2 faces and chamfer is on all 4 edges.



# Trademark Hemlock

---

## 32mm turned spindles



Georgian

Product code	Size (mm)	Pack qty
GM090	900x32x32	1
GM110	1100x32x32	1

Hemlock featuring Provincial spindle with matching newel.



## 32mm balusters



Plain

Product code	Size (mm)	Pack qty
STK	900x32x32	1
STK110	1100x32x32	1



Stop Chamfer

Product code	Size (mm)	Pack qty
SC090	900x32x32	1
SC110	1100x32x32	1



Windsor

Product code	Size (mm)	Pack qty
SM090	900x32x32	1
SM110	1100x32x32	1

# Trademark Hemlock

## 90mm newel turnings – post-to-post handrail system – mortise and tenon fix

Tulip



Product code	NT160/90	NT160/90 Half	NT415/90	NT202/90
Size (mm)	725 x 90 x 90	725 x 90 x 43	710 x 90 x 90	497 x 90 x 90
Pack qty	1	1	1	1

Turned profile.

Provincial



Product code	PNT160	PNT160 Half	PNT415	PNT202
Size (mm)	725 x 90 x 90	725 x 90 x 43	710 x 90 x 90	479 x 90 x 90
Pack qty	1	1	1	1

Square profile.

## 90mm newel turnings – over-the-post handrail system – continuous fix

Tulip



Product code	NT-V	NT0/90
Size (mm)	890	675
Pack qty	1	1

# Trademark Hemlock

## 90mm complete newels

	Tulip			Plain		Stop Chamfer		Stop Chamfer Flute	
Product code	CNP1520/90	CNP1341/90	CNP1341/90Half	SQN1500/90	SQN1500/90Half	SCNP1500/90	SCNP1500/90Half	SCFNP1500/90	SCFNP1500/90A*
Size (mm)	1520x90x90	1341x90x90	1341x90x43	1500x90x90	1500x90x43	1500x90x90	1500x90x43	1500x90x90	1500x90x90
Pack qty	1	1	1	1	1	1	1	1	1

\*Intermediate.

## 90mm newel bases

Product code	Size (mm)	Pack qty
NB510/90	510x90x90	1
NB510/90Half	510x90x43	1
NB700/90	700x90x90	1
NB915/90	915x90x90	1
NB1375/90	1375x90x90	1
NB2000/90	2000x90x90	1
NB2850/90	2850x90x90	1

## Newel caps for 90mm newels

	Ball	Acorn	Provincial	Pyramid	Square
Product code	NC2/90	NC3/90	PNC/90	NC7	NC8
Size (mm)	106x85x85	131x85x85	131x85x85	50x115x115	27x114x114
Pack qty	1	1	1	1	1
Product code	NC2/90Half	NC3/90Half	PNC/90Half	NC7Half	NC8Half
Size (mm)	106x85x41	131x85x41	131x85x41	50x115x56	27x114x56
Pack qty	1	1	1	1	1

# Trademark Hemlock

---

## Handrails – Heavy Duty Rail

for 41mm spindles



for 32mm spindles



Product code	HDR1800/41	HDR2400/41	HDR3600/41	HDR4200/41	HDR1800/32	HDR2400/32	HDR3600/32	HDR4200/32
Size (mm)	1800x59x59	2400x59x59	3600x59x59	4200x59x59	1800x59x59	2400x59x59	3600x59x59	4200x59x59
Pack qty	1	1	1	1	1	1	1	1

All handrails are supplied with fillet strips.

## Baserails

for 41mm spindles



for 32mm spindles



Product code	BR1800/41	BR2400/41	BR3600/41	BR4200/41	BR1800/32	BR2400/32	BR3600/32	BR4200/32
Size (mm)	1800x63x28	2400x63x28	3600x63x28	4200x63x28	1800x63x28	2400x63x28	3600x63x28	4200x63x28
Pack qty	1	1	1	1	1	1	1	1



All baserails are supplied with fillet strips.

# Trademark Hemlock

---

## Fittings HDR profile

						
Product code	HC	HT	OC	OE	OR	SC
Description	Horizontal cap	Horizontal turn	Opening cap	Over easing	Opening rise	Straight cap
Pack qty	1	1	1	1	1	1

					
Product code	UE	UE90	VT	VL-LH	VL-RH
Description	Up easing	Up easing 90 degrees	Vertical turn	Left hand volute	Right hand volute
Pack qty	1	1	1	1	1

Fittings can be used with 41mm or 32mm spindles.

# Trademark Primed

## 41mm turned spindles



Colonial

Product code	Size (mm)	Pack qty
CS090W	900 x 41 x 41	1
CS110W	1100 x 41 x 41	1



Imperial

Product code	Size (mm)	Pack qty
IS090W	900x41x41	1
IS110W	1100x41x41	1



## 41mm balusters



Plain

Product code	Size (mm)	Pack qty
STK090/41W	900x41x41	1
STK110/41W	1100x41x41	1



Stop Chamfer

Product code	Size (mm)	Pack qty
SC090/41W	900x41x41	1
SC110/41W	1100x41x41	1

Primed stop chamfer baluster and newel.

# Trademark Primed

---

## 32mm turned spindles



Georgian

Product code	Size (mm)	Pack qty
GM090W	900x32x32	1
GM110W	1100x32x32	1



Edwardian

Product code	Size (mm)	Pack qty
EM090W	900x32x32	1
EM110W	1100x32x32	1

## 32mm balusters



Plain

Product code	Size (mm)	Pack qty
STKW	900x32x32	1
STK110/32W	1100x32x32	1



Stop Chamfer

Product code	Size (mm)	Pack qty
SC090W	900x32x32	1
SC110/32W	1100x32x32	1



Primed Colonial spindle with tulip newel and Sapele handrail.

# Trademark Primed

## 90mm newel turnings – post-to-post handrail system – mortise and tenon fix

Tulip				
Product code	NT160/90W	NT160/90W Half	NT415/90W	NT202/90W
Size (mm)	725 x 90 x 90	725 x 90 x 43	710 x 90 x 90	497 x 90 x 90
Pack qty	1	1	1	1




## 90mm complete newels

Tulip		Stop Chamfer	
Product code	CNP1531/90W	Product code	SCNP1500/90W
Size (mm)	1531 x 90 x 90	Size (mm)	1500 x 90 x 90
Pack qty	1	Pack qty	1

## 90mm newel bases

Product code	Size (mm)	Pack qty
NB510/90W	510 x 90 x 90	1
NB510/90W Half	510 x 90 x 43	1
NB700/90W	700 x 90 x 90	1
NB915/90W	915 x 90 x 90	1
NB1375/90W	1375 x 90 x 90	1
NB2000/90W	2000 x 90 x 90	1
NB2850/90W	2850 x 90 x 90	1

## Newel caps for 90mm newels

	Ball	Acorn	Pyramid
			
Product code	NC2/90W	NC3/90W	NC7W
Size (mm)	106 x 85 x 85	131 x 85 x 85	50 x 115 x 115
Pack qty	1	1	1
Product code	NC2/90W Half	NC3/90W Half	
Size (mm)	106 x 85 x 41	131 x 85 x 41	
Pack qty	1	1	



# Trademark Primed

## Handrails – Heavy Duty Rail

for 41mm spindles



for 32mm spindles



Product code	HDR2400/41W	HDR3600/41W	HDR4200/41W	HDR2400/32W	HDR3600/32W	HDR4200/32W
Size (mm)	2400x59x59	3600x59x59	4200x59x59	2400x59x59	3600x59x59	4200x59x59
Pack qty	1	1	1	1	1	1

All handrails are supplied with fillet strips.

## Baserails

for 41mm spindles




for 32mm spindles



Product code	BR2400/41WS	BR3600/41WS	BR4200/41WS	BR2400/32WS	BR3600/32WS	BR4200/32WS
Size (mm)	2400x63x28	3600x63x28	4200x63x28	2400x63x28	3600x63x28	4200x63x28
Pack qty	1	1	1	1	1	1

All baserails are supplied with fillet strips.

## Fittings HDR profile



Product code	HTW	OEW	UEW	VTW
Description	Horizontal turn	Over easing	Up easing	Vertical turn
Pack qty	1	1	1	1

Fittings can be used with 41mm or 32mm spindles.

# Trademark Pine

---

## 41mm turned spindles



Colonial\*

Product code	Size (mm)	Pack qty
CS090P	900x41x41	1
CS110P	1100 x 41x41	1

\*Turned centre profile.



Imperial

Product code	Size (mm)	Pack qty
IS090P	900x41 x41	1
IS110P	1100x41x41	1



Provincial\*

Product code	Size (mm)	Pack qty
PS090P	900x41x41	1
PS110P	1100x41x41	1

\*Square centre profile.

## 41mm balusters



Plain

Product code	Size (mm)	Pack qty
STK090/41P	900x41x41	1
STK110/41P	1100x41 x41	1



Stop Chamfer

Product code	Size (mm)	Pack qty
SC090/41P	900x41 x41	1
SC110/41P	1100x41x41	1



Stop Chamfer Flute

Product code	Size (mm)	Pack qty
SCF090P	900x41x41	1
SCF110P	1100x41x41	1

Flute detail appears on 2 faces and chamfer is on all 4 edges.

# Trademark Pine

## 32mm turned spindles



Georgian


Product code	Size (mm)	Pack qty
GM090P	900x32x32	1
GM110P	1100x32x32	1



Edwardian

Product code	Size (mm)	Pack qty
EM090P	900x32x32	1
EM110P	1100x32x32	1

Painted Pine featuring stop chamfer flute baluster & matching newel with stained Sapele handrail.



## 32mm balusters



Plain

Product code	Size (mm)	Pack qty
STKP	900x32x32	1
STK110/32P	1100x32x32	1



Stop Chamfer

Product code	Size (mm)	Pack qty
SC090P	900x32x32	1
SC110/32P	1100x32x32	1



Windsor

Product code	Size (mm)	Pack qty
SM090P	900x32x32	1
SM110P	1100x32x32	1

# Trademark Pine

## 90mm newel turnings – post-to-post handrail system – mortise and tenon fix

Tulip


					
Product code	NT160/90P	NT160/90PHalf	NT222/90P	NT415/90P	NT202/90P
Size (mm)	725x90x90	725x90x43	787x90x90	710x90x90	497x90x90
Pack qty	1	1	1	1	1

Turned profile.

Provincial

				
Product code	PNT160P	PNT160PHalf	PNT415P	PNT202P
Size (mm)	725x90x90	725x90x43	710x90x90	479x90x90
Pack qty	1	1	1	1

Square profile.




# Trademark Pine

## 90mm complete newels

	Tulip			Plain		Stop Chamfer		Stop Chamfer Flute	
									
Product code	CNP1531/90P	CNP1341/90P	CNP1341/90PHalf	SQN1500/90P	SQN1500/90PHalf	SCNP1500/90P	SCNP1500/90PHalf	SCFNP1500/90P	SCFNP1500/90AP*
Size (mm)	1531x90x90	1341x90x90	1341x90x43	1500x90x90	1500x90x43	1500x90x90	1500x90x43	1500x90x90	1500x90x90
Pack qty	1	1	1	1	1	1	1	1	1

\*Intermediate.

## 90mm newel bases

	Product code	Size (mm)	Pack qty
	NB510/90P	510x90x90	1
	NB510/90PHalf	510x90x43	1
	NB700/90P	700x90x90	1
	NB915/90P	915x90x90	1
	NB1375/90P	1375x90x90	1
	NB2000/90P	2000x90x90	1
	NB2850/90P	2850x90x90	1

## Newel caps for 90mm newels

	Ball	Acorn	Provincial	Pyramid	Square
					
Product code	NC2/90P	NC3/90P	PNC/90P	NC7P	NC8P
Size (mm)	106x85x85	131x85x85	131x85x85	50x115x115	27x114x114
Pack qty	1	1	1	1	1
Product code	NC2/90PHalf	NC3/90PHalf	PNC/90PHalf	NC7PHalf	NC8PHalf
Size (mm)	106x85x41	131x85x41	131x85x41	50x115x56	27x114x56
Pack qty	1	1	1	1	1

# Trademark Pine

## Handrails – Heavy Duty Rail

for 41mm spindles



for 32mm spindles



Product code	HDR1800/41P	HDR2400/41P	HDR3600/41P	HDR4200/41P	HDR1800/32P	HDR2400/32P	HDR3600/32P	HDR4200/32P
Size (mm)	1800x59x59	2400x59x59	3600x59x59	4200x59x59	1800x59x59	2400x59x59	3600x59x59	4200x59x59
Pack qty	1	1	1	1	1	1	1	1

All handrails are supplied with fillet strips.

## Baseraills

for 41mm spindles



for 32mm spindles



Product code	BR2400/41PS	BR3600/41PS	BR4200/41PS	BR2400/32PS	BR3600/32PS	BR4200/32PS
Size (mm)	2400x63x28	3600x63x28	4200x63x28	2400x63x28	3600x63x28	4200x63x28
Pack qty	1	1	1	1	1	1

All baseraills are supplied with fillet strips.



## 90mm newel drops

Product code	Size (mm)	Pack qty
ND560/90P	560x90x90	1

## Fittings HDR profile



Product code	HTP	OEP	UEP	VTP
Description	Horizontal turn	Over easing	Up easing	Vertical turn
Pack qty	1	1	1	1

Fittings can be used with 41mm or 32mm spindles.

# Trademark Slender Pine

## 41mm slender spindles



Product code	Size (mm)	Pack qty
SL090P	900x41x41	1
SL110P	1100x41x41	1

## Slender newel turnings – post-to-post handrail system – bracket fix

Plain

				
Product code	SLN160P	SLN160AP	SLN415AP	SLN160BP
Size (mm)	725x82x82	725x82x82	710x82x82	725x82x82
Pack qty	1	1	1	1

For 82mm newel.

## Handrails

for 41mm spindles



Product code	SLHR2400/41P	SLHR3600/41P	SLHR4200/41P
Size (mm)	2400x59x62	3600x59x62	4200x59x62
Pack qty	1	1	1

All handrails are supplied with fillet strips.

## Baserails

for 41mm spindles



Product code	SLBR2400/41P	SLBR3600/41P	SLBR4200/41P
Size (mm)	2400x40x59	3600x40x59	4200x40x59
Pack qty	1	1	1

All baserails are supplied with fillet strips.

# Trademark Slender Pine

## Slender caps



Product code	Size (mm)	Pack qty
SLNCP*	40x94x94	1

\*For 82mm newel.

## Fittings



Product code	SLHTP	SLVTP	SLUEP
Description	Horizontal turn	Vertical turn	Up easing
Pack qty	1	1	1

Fittings can be used with 41mm or 32mm spindles.

## Accessories

Slender fitting bracket including cover plate



Product code	Size (mm)	Pack qty
SLBP	N/A	1

## Slender wall rosette



Product code	Size (mm)	Pack qty
SLWRP	110x26	1







Trademark Slender in Pine.







# Trademark Metal Balusters

**Balusters** – for use with ungrooved handrails and baserails

	Boston	Charleston	Savannah	Edisto	Beaufort	Madison
						
Product code	BT085B	CB085B	SB085B	EB085B	BB085B	MB085B
Size (mm)	850x12.5x12.5	850x12.5x12.5	850x12.5x12.5	850x12.5x12.5	850x12.5x12.5	850x12.5x12.5
Pack qty	1	1	1	1	1	1







## Fixing kits


				
Product code	MBLPB	MBLAND10	MBRPB	MBRAKE10
Description	Landing pack	Landing multi-pack	Staircase pack	Staircase multi-pack
Pack qty	2	10	2	10

Fixing kit packs. 2 pack = Quantity enough for 1 baluster. 10 pack = Quantity enough for 5 balusters.

Trademark Pine featuring Edisto and Madison metal balusters.

## Ungrooved handrails & baserails – for use with metal balusters

	HDR profile handrails ungrooved			Baserails ungrooved		
						
Product code	HDR2400P	HDR3600P	HDR4200P	BR2400P	BR3600P	BR4200P
Size (mm)	2400x59x59	3600x59x59	4200x59x59	2400x55x22	3600x55x22	4200x55x22
Pack qty	1	1	1	1	1	1



# Wall Mounted Handrail

## Handrails

### Round



Wood Type	Pine	Pine	Pine
Product Code	RHR2400P	RHR3600P	RHR4200P
Size (mm)	2400xØ54	3600xØ54	4200xØ54
Pack Qty	1	1	1

### Mop Stick



Wood Type	Pine
Product Code	FB856
Size (mm)	4200xØ44
Pack Qty	5

### Pigs Ear



Wood Type	Pine
Product Code	FB857
Size (mm)	4200x94x34
Pack Qty	1

## Accessories



Product code	RB
Description	Railbolts
Pack qty	1 pack of 3

## Round handrail fittings



Wood Type	Pine	Pine	Pine
Description	Over easing	Up easing	Half turn
Product Code	RHROEP	RHRUEP	RHRHTP
Size (mm)	Ø54	Ø54	Ø54
Pack Qty	1	1	1

## Wall brackets



Product code	BWB	SWB	BLWB
Description	Brass effect wall brackets	Silver effect wall brackets	Black wall brackets
Pack qty	2	2	2
Product code	BWB5	SWB5	BLWB5
Description	Brass effect wall brackets pack	Silver effect wall brackets pack	Black wall brackets pack
Pack qty	1 pack of 5	1 pack of 5	1 pack of 5

## Round handrail end caps



Style	Pine	Pine	Brass Effect	Brass Effect	Brass Effect	Silver Effect	Silver Effect	Silver Effect	Black	Black	Black
Product Code	RHR01P	RHR02P	RHR01M	RHR02M	RHR03M	RHR01S	RHR02S	RHR03S	RHR01BL	RHR02BL	RHR03BL
Size (mm)											
Pack Qty	1 pack of 2	1 pack of 2	1 pack of 2	1 pack of 2	1 pack of 2	1 pack of 2	1 pack of 2	1 pack of 2	1 pack of 2	1 pack of 2	1 pack of 2



The following products feature in this image:

Product code	Description
GM090P	Hallmark Georgian Spindle
N160P	Hallmark Turned Bottom Newel
LHR3600/32P	Hallmark Light Handrail
BR3600/32P	Hallmark Baserail
NB915P	Hallmark Newel Base
NC2P	Hallmark Ball Cap

(All products are Pine).

#### Price points

£ Pine

#### Installation method



Traditional (post-to-post handrail system – mortise and tenon fix)



Post-to-post handrail system – bracket fix

#### Testing categories



Domestic

Hallmark

---

*Affordable aspiration*

# Hallmark Pine

## Hallmark bulk pack spindles



Edwardian

Product code	Size (mm)	Pack qty
EM090PB20	900x32x32	20



Georgian

Product code	Size (mm)	Pack qty
GM090PB20	900x32x32	20

## 82mm newels – post-to-post handrail system – bracket fix

Turned



Product code	N160P	N160AP	N415AP	N160BP	N160DP
Description	Bottom	Top	Intermediate	Corner landing	Half
Size (mm)	725x82x82	725x90x90	710x82x82	725x82x82	725x82x39
Pack qty	1	1	1	1	1

Stop Chamfer



Product code	SCN160P	SCN160AP	SCN415AP	SCN160BP	SCN160DP
Description	Bottom	Top	Intermediate	Corner landing	Half
Size (mm)	725x82x82	725x82x82	710x82x82	725x82x82	725x82x39
Pack qty	1	1	1	1	1

32mm spindles from Trademark range can be used with this range, please see page 64.

# Hallmark Pine

## 82mm newels – post-to-post handrail system – mortise and tenon fix

Turned



Product code	NT160P	NT160PHalf	NT415P	NT202P
Description	Bottom/Top	Half	Intermediate	Winder
Size (mm)	725x82x82	725x82x39	710x82x82	497x82x82
Pack qty	1	1	1	1



## 82mm complete newels – post-to-post handrail system – mortise and tenon fix

Turned



Product code	CNP1520P	CNP1330P	CNP1330PHalf
Size (mm)	1520x82x82	1330x82x82	1330x82x39
Pack qty	1	1	1

Square



Product code	NP1
Size (mm)	1330x82x82
Pack qty	1

Pine featuring Georgian spindle with bracket fix tulip newel.

# Hallmark Pine

## 82mm newel bases

Product code	Size (mm)	Pack qty
NB510P	510x82x82	1
NB510PHalf	510x82x39	1
NB635P	635x82x82	1
NB635PHalf	635x82x39	1
NB700P	700x82x82	1
NB915P	915x82x82	1
NB1375P	1375x82x82	1
NB2000P	2000x82x82	1
NB2850P	2850x82x82	1




## Newel drops 82mm newels

Product code	Size (mm)	Pack qty
ND560P	560x82x82	1

## Accessories

	
Product code	HS
Description	Hole Saw (50mm)
Pack qty	2

## Newel caps for 82mm newels

	Ball		Acorn		Square	
						
Product code	NC2P	NC2PHalf	NC3P	NC3PHalf	NC8P/82	NC8P/82 Half
Size (mm)	95x75x75	95x75x36	119x76x76	119x76x36	27x106x106	27x106x51
Pack qty	1	1	1	1	1	1

# Hallmark Pine

## Handrails – Light Hand Rail

for 41mm spindles



for 32mm spindles



Product code	LHR1800/41P	LHR2400/41P	LHR3600/41P	LHR4200/41P	LHR1800/32P	LHR2400/32P	LHR3600/32P	LHR4200/32P
Size (mm)	1800x66x40	2400x66x40	3600x66x40	4200x66x40	1800x66x40	2400x66x40	3600x66x40	4200x66x40
Pack qty	1	1	1	1	1	1	1	1

All handrails are supplied with fillet strips.  
For 41mm spindles see Trademark Pine section, page 63.

## Baseraills

for 41mm spindles



for 32mm spindles



Product code	BR1800/41P	BR2400/41P	BR3600/41P	BR4200/41P	BR1800/32P	BR2400/32P	BR3600/32P	BR4200/32P
Size (mm)	1800x55x22	2400x55x22	3600x55x22	4200x55x22	1800x55x22	2400x55x22	3600x55x22	4200x55x22
Pack qty	1	1	1	1	1	1	1	1

All baseraills are supplied with fillet strips.  
For 41mm spindles see Trademark Pine section, page 63.

## Fittings



Product code	LHTP	LOEP	LUPE	LVTP
Description	Horizontal turn	Over easing	Up easing	Vertical turn
Pack qty	1	1	1	1

## Accessories

Fitting bracket including cover plate



Product code	Size (mm)	Pack qty
SBP	N/A	2

Wall rosette



Product code	Size (mm)	Pack qty
CWR	Ø110x26	4





# Technical Information

---

## Stair balustrade

## Summary of technical details

---

# Whatever you need, we're here to help.

The following pages contain information on Building Regulations, the suitability of our products and helpful configuration drawings explaining how and where our stair balustrade ranges can be used.

Remember, we're always here to help you with every step of the job. If you need style ideas and information simply refer to our website, if you're looking for stockists our customer services team is just a call away and our technical support team can help with planning and installation.

In fact, our website and planning tools, STAIRPLANNER™ and DECKPLANNER™, now have a 'live chat' facility, so you can talk to a member of our team in real time and get the answers you need there and then.

Customer services +44 (0) 1691 678300

Technical helpline +44 (0) 1691 678212

[www.richardburbidge.com](http://www.richardburbidge.com)

### STAIRPLANNER™

We want to make it as easy as possible for you to fit the perfect staircase. So we've brought together all our experience and know-how to create STAIRPLANNER™ - a simple, online tool that helps you design new stair balustrade in just a few easy steps.

Even better, it's completely free. Just visit [www.richardburbidge.com](http://www.richardburbidge.com) and follow the link to STAIRPLANNER™, which will take you through each stage of the planning process from start to finish. You can choose from different timbers, spindles and newels, and your selections will be shown on a virtual staircase to give you a realistic idea of how it will look. Once you've made your decisions, you can download easy-to-understand plans and fully priced parts lists that you can take to your nearest Richard Burbidge stockist. Together, we'll turn your plan into reality.

Remember, if you cannot find what you need or if you would like a little extra help, just call us and we can access your STAIRPLANNER™ design to help you sort it.



[www.richardburbidge.com](http://www.richardburbidge.com)

## Rules & Regulations.

Approved Document K of the Building Regulations 1992: Stairs, Ramps and Guards gives provisions for stairways in the design and building of stairways which form part of the structure and guidance on the aspects of geometry and guarding of stairs.

BS585 Part 1 1989: Woodstairs covers specifications for stairs with closed risers for domestic use, including straight and winder flights and quarter or half landings. Appendix A of this standard also details the recommendations for the site fixing of stairs.

BS5395 Part 1 1977: Stairs, Ladders and Walkways covers the design of straight stairs.

BS6180 1982: Code of practice for protective barriers in and about buildings.

### DEFINITIONS

Private stairs intended to be used for only one dwelling with a maximum rise of 220mm and a minimum going of 220mm. A maximum pitch of 42° is stipulated for domestic stairs. Institutional and assembly stairs serving a place where a substantial number of people will gather, with a maximum rise of 150mm and a minimum going of 280mm. Buildings with a maximum rise of 190mm and a minimum going of 250mm are covered by all other stairs.

**Note** - Institutional and assembly stairs plus other, both reference Approved Document M, Access and facilities for disabled people for the maximum permissible rise of stairs providing access for disabled people.

The normal relationship between the dimensions of the rise and going can be expressed as detailed in Approved Document K, which states that twice the rise plus the going (2R+G) should be between 550mm and 700mm.

**Pitch** - The angle between the pitch line (notional line connecting nosings) and the horizontal. The maximum pitch for domestic stairs is 42°, semi-public stairs, e.g. factories, offices and common stairs serving more than one dwelling, 38° and public stairs, e.g. places of public assembly, 33°.

**Height of handrails** - Approved Document K states that flights should have a handrail on at least one side if they are less than one metre wide and on both sides if they are wider than one metre. There is no need for handrails beside the bottom two steps of a stairway. Minimum domestic handrail heights of 900mm for both stairs and landings, public handrail heights should be a minimum of 900mm on stairs and 1100mm on landings.

It is also a Building Regulations requirement that no openings in any balustrading should allow the passage of a 100mm sphere.

### SUITABILITY FOR USE

Richard Burbidge stair balustrade systems in all timber types have been fully tested by BM TRADA for conformity to domestic requirements as stated in the Building Regulations Part K, 'The guarding should be able to resist a horizontal force of 0.36kN for each metre of length if it guards a private stairs'. In addition, spindles have been subjected to a separate test as stated in BS6180 table 2 column 4(a).

Richard Burbidge also manufacture a number of systems for shared access and commercial use tested to the higher strength requirements of 0.74kN including Fusion Commercial, Heritage and Classic ranges.

Richard Burbidge stair balustrade systems were tested using traditional draw-bored mortise and tenon joints (post-to-post handrail system – mortise and tenon fix), patented universal brackets (post-to-post handrail system – bracket fix) and tie-rail bolts/metal fixing plates (over-the-post handrail system – continuous fix). We do not recommend the use of any other fixing method.

Richard Burbidge stair balustrade is manufactured from high quality raw materials complying to BS1186 and are kiln dried ready for immediate internal use. All components are turned or moulded to profile and sanded to a fine finish.

Richard Burbidge Limited is a BSI registered firm ISO9002 and is the first member of the BM TRADA Q Mark Approved Timber Balustrade Scheme (certificate No. 001).

# A quick guide to the woods we use.

Timber is a natural product and components may vary in colour between pieces.

**White Oak** - *Quercus alba* and *petraea*. USA, Canada and Europe. A straight-grained medium to coarse texture hardwood. Ranges in colour from pale yellow brown to pale brown. Stains and polishes well and can also be limed. Average weight 720 to 760kg/m<sup>3</sup>.

**Ash** - *Fraxinus Americana*. Distributed throughout USA and Canada. A generally straight-grained hardwood, pale brown in colour sometimes tinged red. Stains and polishes well. Average weight 670kg/m<sup>3</sup>.

**Sapele** - *Entandrophragma cylindricum* Sprague: Distributed in West and East Africa. Medium to dark reddish brown heartwood, similar to mahogany in colour. Sapele is characterised by a marked and regular stripe with an interlocked/wavy grain and is fairly close textured. Stains, varnishes and polishes extremely well. Average weight 640kg/m<sup>3</sup>.

**European Beech** - *Fagus sylvatica* L.: No colour distinction between sapwood and heartwood, the timber being pale pink following medium steaming. An immensely strong timber that outperforms oak for bending strength, stiffness and shear by some 20%. It is also stronger in resistance to impact loads. It works well, producing a good, smooth surface and stains and polishes to an excellent finish. Average weight 720kg/m<sup>3</sup>.

**Hemlock** - *Tsuga heterophylla* Sarge: Western hemlock, a non-resinous North American softwood. Pale brown, straight grained with a fairly even texture. Can be painted, stained, varnished or polished. Average weight 500kg/m<sup>3</sup>.

**Pine** - *Pinus sylvestris* L.: Commonly referred to as European redwood or Scots pine. Creamy white to yellow sapwood with a distinctive yellow/reddish brown resinous heartwood. Ideal for painting, staining and varnishing. Average weight 510kg/m<sup>3</sup>.

### ACCLIMATISATION

**IMPORTANT** - You should note that acclimatising timber products by leaving in the room or a room with a similar humidity for at least 48 hours is essential if problems associated with shrinkage and expansion are to be avoided. Storing stair balustrading, for example, in a cold and damp garage for months and then using for immediate internal installation is not good trade practice. This is due to timber being a natural material that both absorbs and loses moisture. The rule of thumb to remember is 'timber plus water/moisture equals expansion' and 'timber plus heat equals shrinkage'. It is therefore extremely important to seal/finish your timber products once installed by painting, staining or varnishing (see page 103 for some ideas).

Classic Ash  
with volute.



## The parts of a staircase explained.

**Baluster/spindle** - The vertical member, plain or decorative, that acts as the infill between the handrail and baserail (or tread if cut string).

**Balustrade** - The collective name for the complete assembly of handrails, baserails, newels, spindles and caps.

**Post-to-post handrail system – bracket fix** - Patented Richard Burbidge Limited system which uses a bracket to fix the handrail to the specially designed newels.

**Bullnose step** - Usually at the bottom of the stairs with one or both ends of the step having a quarter circle design.

**Closed string** - A string with the face housed/trenched to accommodate treads and risers so their profile cannot be seen.

**Over-the-post handrail system – continuous fix** - Using straight lengths of handrail connected to handrail fittings and ramps, the handrail flows over the tops of newel turnings creating a continuous run of handrail.

**Curtail step** - A decorative shaped step at the bottom of the stairs usually accommodating the volute and volute newel turning of the continuous handrail system.

**Cut or open string** - A string with the upper edge cut away to the shape of the treads and risers so that their profile can be seen from the side.

**Going** - The going of a flight of stairs is the horizontal distance between the face of the first and last risers. The individual going of a step is measured from face of riser to face of riser and for domestic use should be a minimum of 220mm.

**Newel** - Accommodates the strings, handrails and treads/risers of stairs.

**Nosing** - The edge of the tread projecting beyond the face of the riser and the face of a cut string.

**Pitch** - The angle between the pitch line and the horizontal.

**Pitch line** - The notional line connecting the nosings of all treads in a flight of stairs.

**Rake** - The pitch of the stairs.

**Rise** - The rise of a flight is the vertical distance between the floors or landings connected by the flight. The individual rise is the vertical measurement from top of tread to top of tread.

**Riser** - The board that forms the face of the step. The maximum individual rise for domestic flights is 220mm.

**Staircase** - The entire structure relating to a stair, comprising steps, treads, risers, strings, balustrading, landings etc.

**Stairway/stairwell** - The space/void provided for the stairs.

**Step** - The tread and riser combined.

**String margin** - The distance between the top of the string and the pitch line measured at 90° to the pitch line.

**Tread** - The top or horizontal surface of a step.

**Wall string** - The string of a staircase fixed flush with a wall.

**Winders** - Are radiating steps narrower at one end that are used to change the direction of a stairs through 90° or 180°.

Fig. 1 - Elevation and section

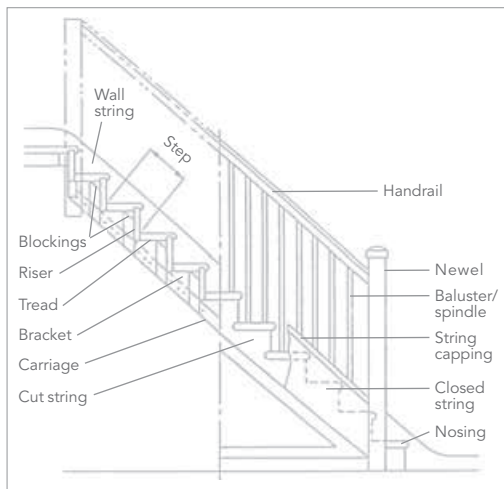


Fig. 2 - Rise and going

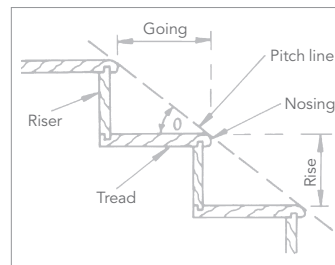


Fig. 3 - Balustrades and handrails

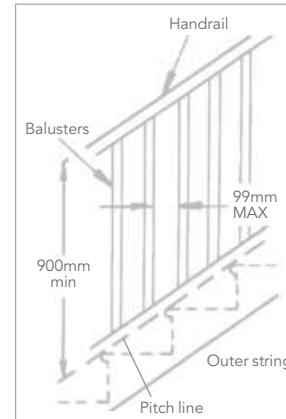
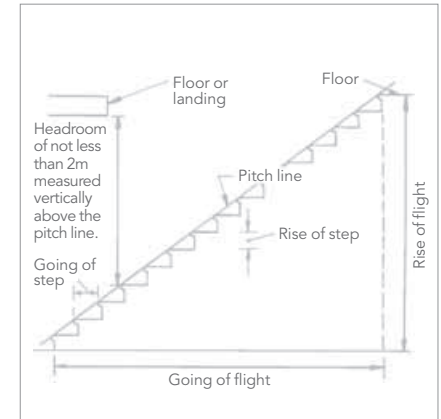


Fig. 4 - Restrictions on flights



# Staircase configurations

## How we've made fitting easier.

Richard Burbidge stair balustrade components have been designed for use in the majority of staircase configurations. No staircase need present a problem if the components are used and installed in the correct manner. To assist, the following post-to-post handrail system – bracket fix, post-to-post handrail system – mortise and tenon fix and over-the-post handrail system – continuous fix configurations illustrate the most popular bottom of flight, intermediate and top landing options in the construction of staircases. The individual components are identified on each illustration together with a simple plan view of the stairs.

All diagrams are based on domestic staircases with a maximum pitch of 42°, individual rise of 200mm and individual going of 223mm. Handrail heights for both stairs and landing are illustrated at the minimum UK Building Regulations stipulation of 900mm. Further advice on all systems is available by contacting our technical advisors on +44 (0) 1691 678212.

### Post-to-post handrail system – mortise and tenon fix

Fig. 1 - Bottom of flight - Straight with straight step

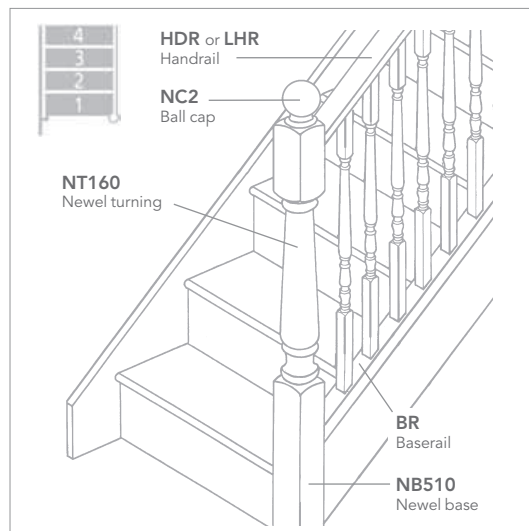


Fig. 2 - Bottom of flight - Straight with straight step

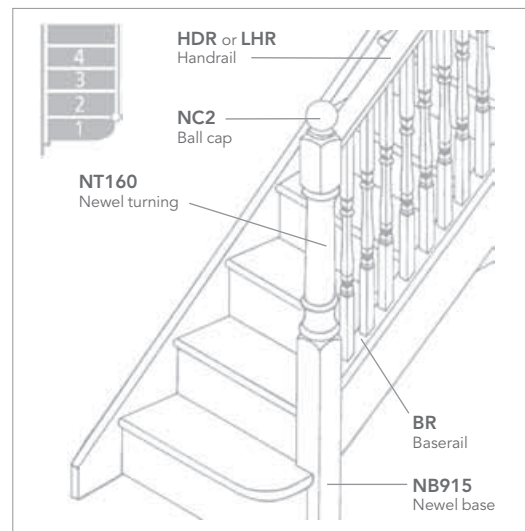
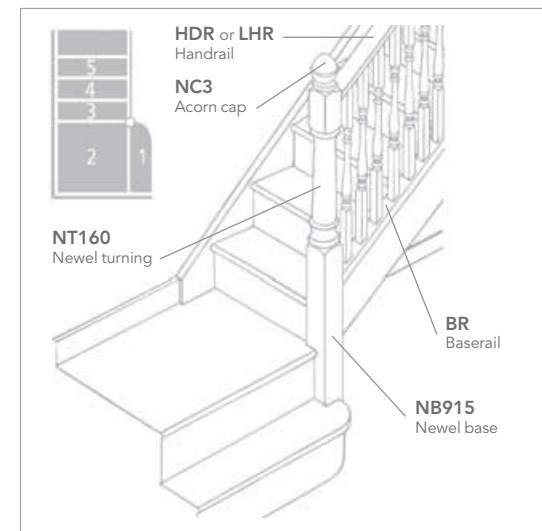


Fig. 3 - Bottom of flight - Dog leg with bullnose step



# Staircase configurations

## Post-to-post handrail system – mortise and tenon fix (continued)

Fig. 4 - Bottom of flight - Winders

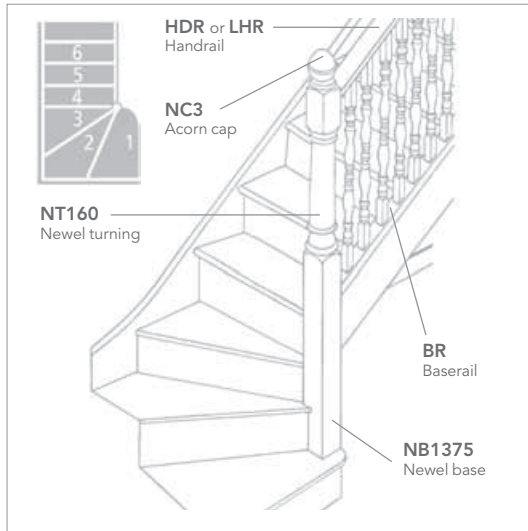


Fig. 5 - Bottom of flight - Dog leg with straight step

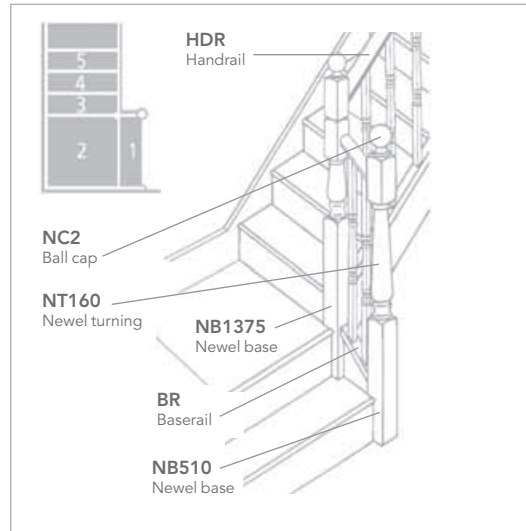


Fig. 6 - Bottom of flight - Dog leg with straight step and pulpit end

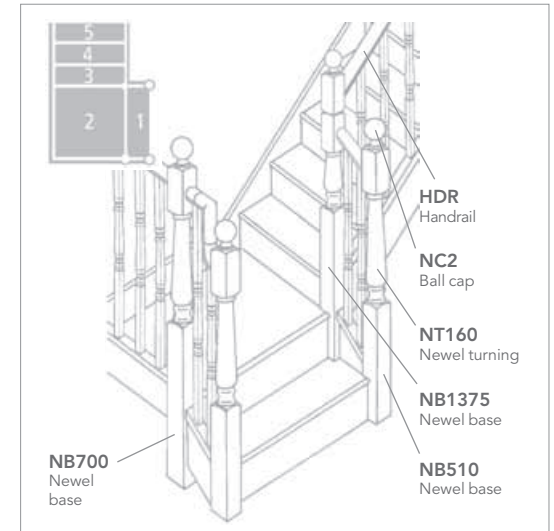


Fig. 7 - Bottom of flight - Dog leg with double bullnose and pulpit end

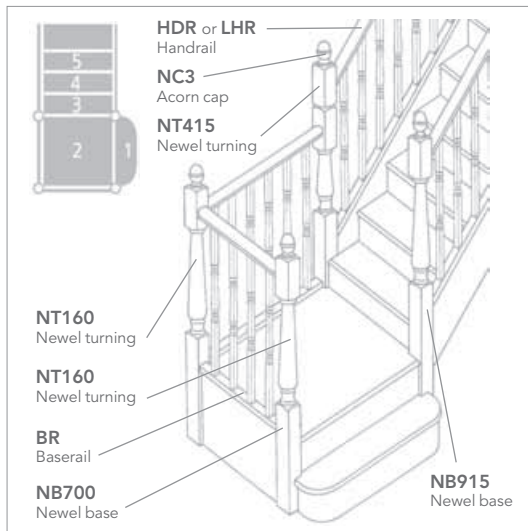


Fig. 8 - Intermediate landing - Quarter turn with landing

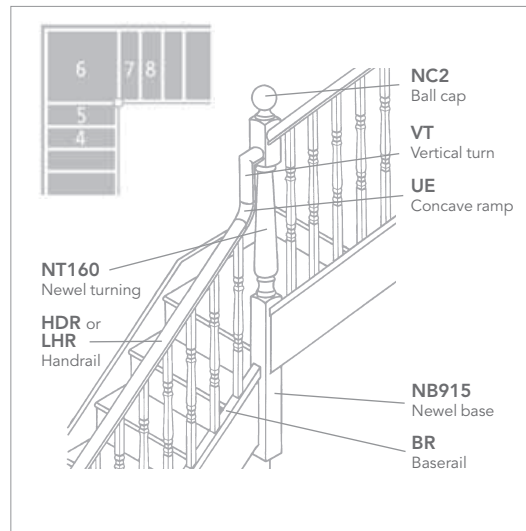
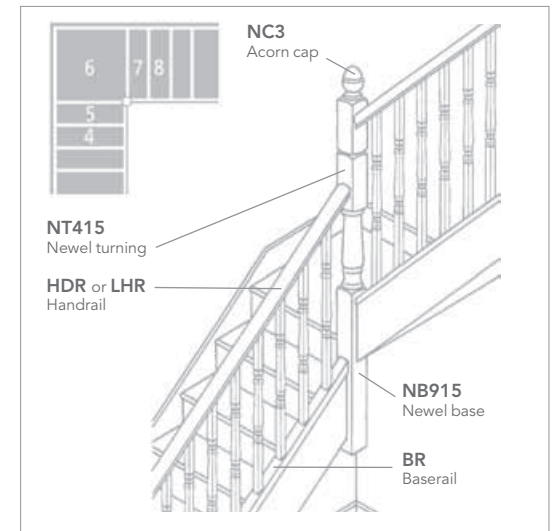


Fig. 9 - Intermediate landing - Quarter turn with landing





# Staircase configurations

## Post-to-post handrail system – mortise and tenon fix (continued)

Fig. 10 - Intermediate landing - Quarter turn with three winders

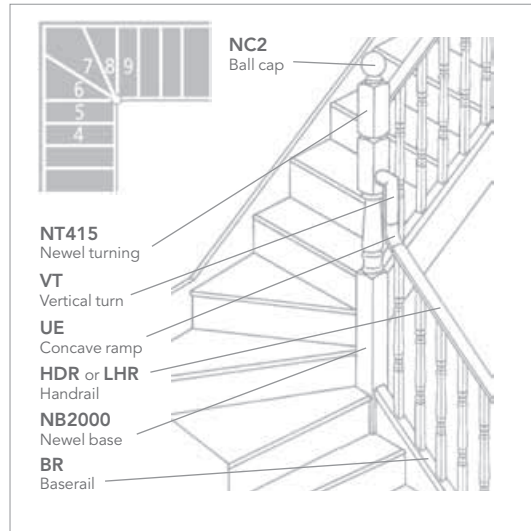


Fig. 11 - Intermediate landing - Quarter turn with three winders

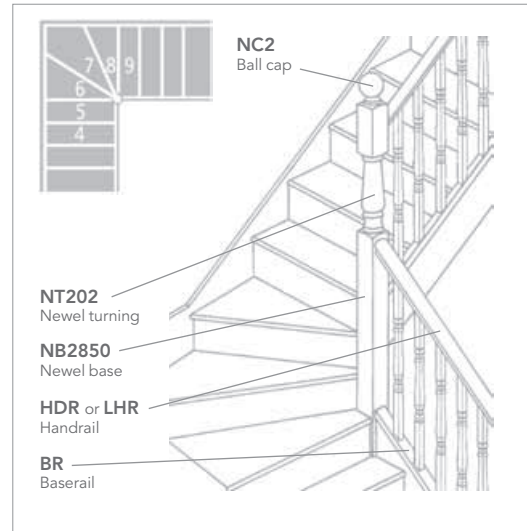


Fig. 12 Intermediate landing - Quarter turn with four winders

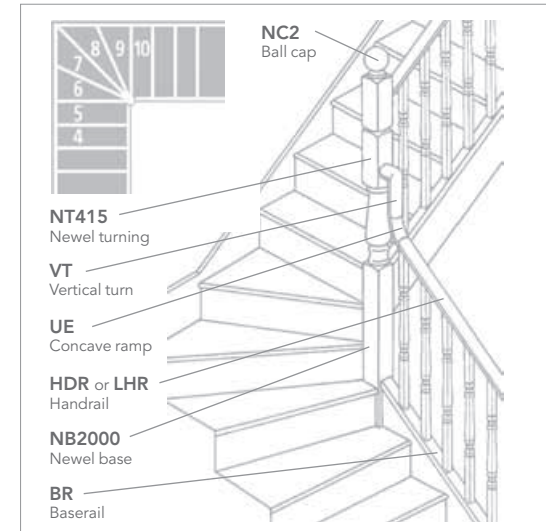


Fig. 13 - Intermediate landing - Half turn with landing

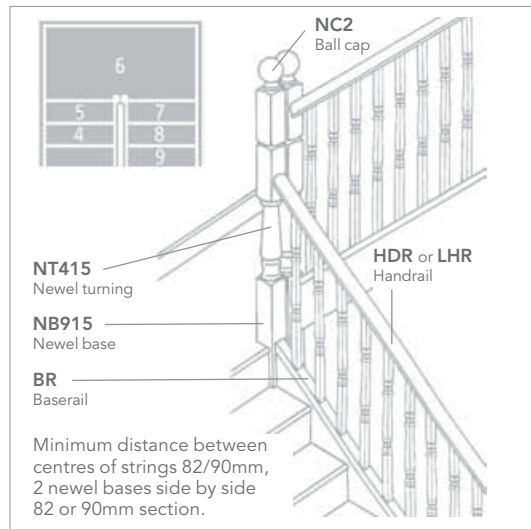


Fig. 14 - Intermediate landing - Half turn with landing

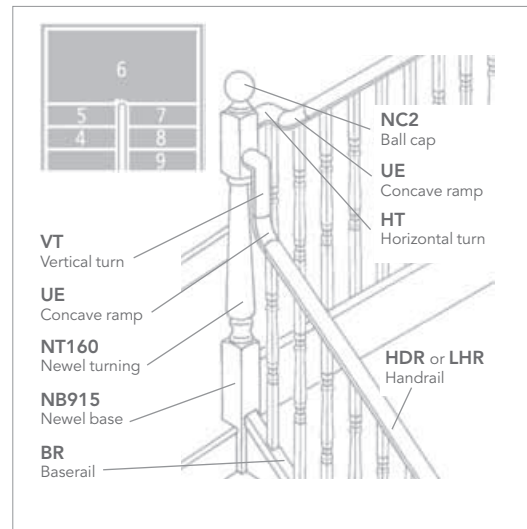
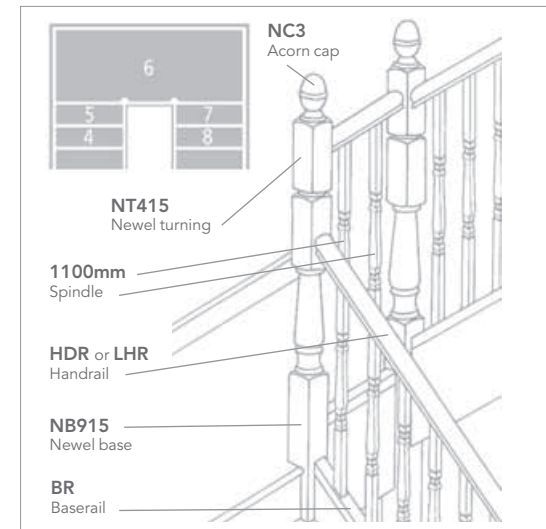


Fig. 15 - Intermediate landing - Half turn with extended landing



# Staircase configurations

## Post-to-post – mortise and tenon system (continued)

Fig. 16 - Top landings - Top landing with 90° turn

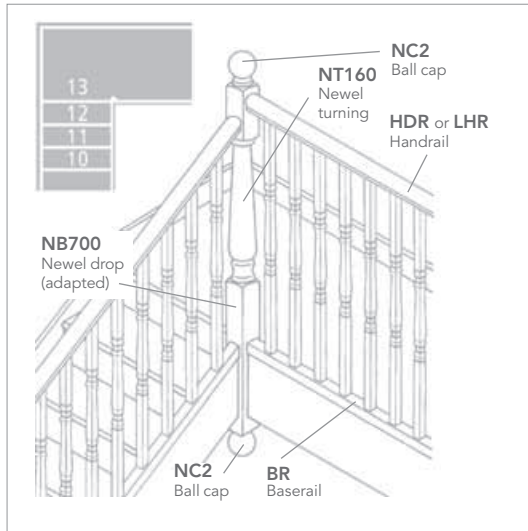


Fig. 17 - Top landings - Top landing with 180° turn

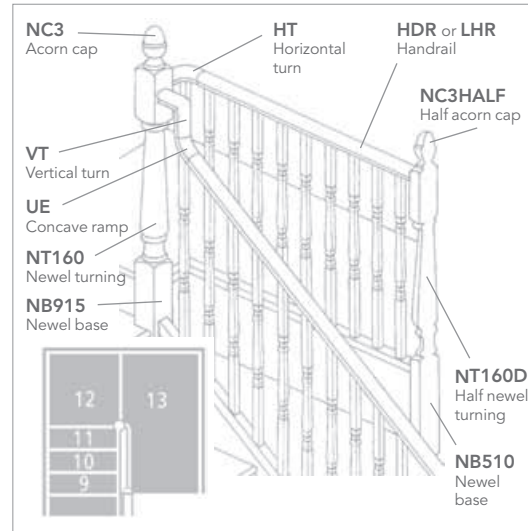


Fig. 18 - Top landings - Top landing with 180° turn

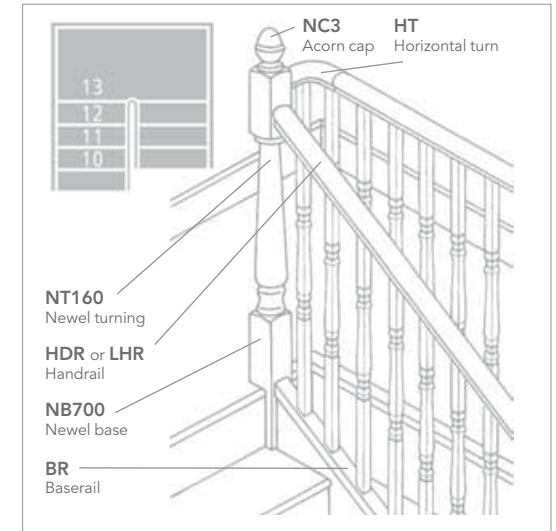


Fig. 19 - Top landings - Top landing 180° turn with winders

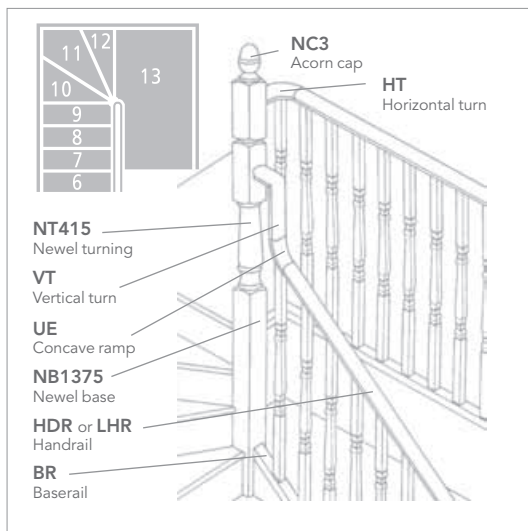


Fig. 20 - Top landings - 90° turn with straight rail

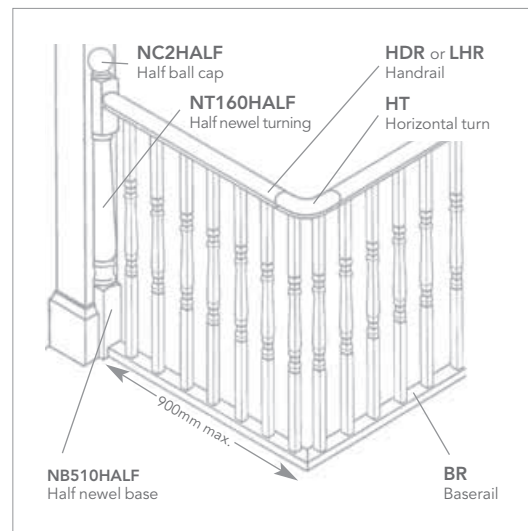
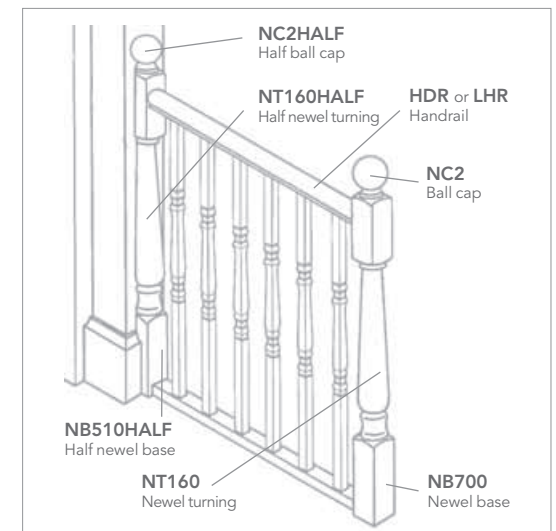


Fig. 21 - Top landings - Landing or horizontal balustrade only



# Staircase configurations

## Post-to-post handrail system – mortise and tenon fix (continued)

Fig. 22 - Top landings - Corner landing newel

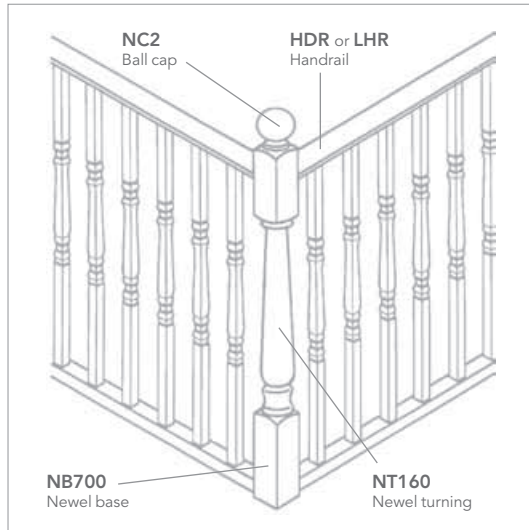

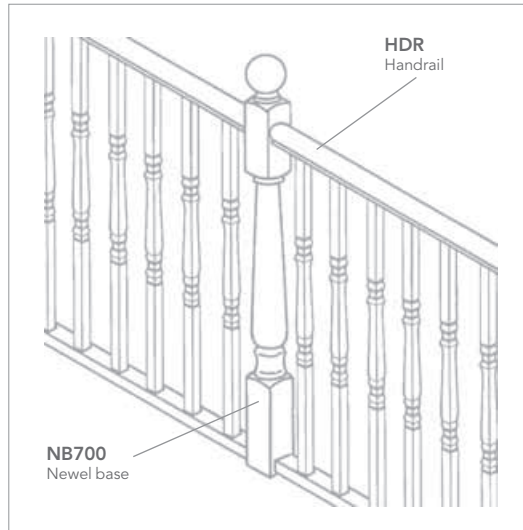


Fig. 23 - Top landings - Mid landing newel



Hallmark Pine featuring Georgian spindle and tulip newel.

# Staircase configurations

## Over-the-post handrail system – continuous fix

Fig. 1 - Bottom of flight - Straight with curtail step

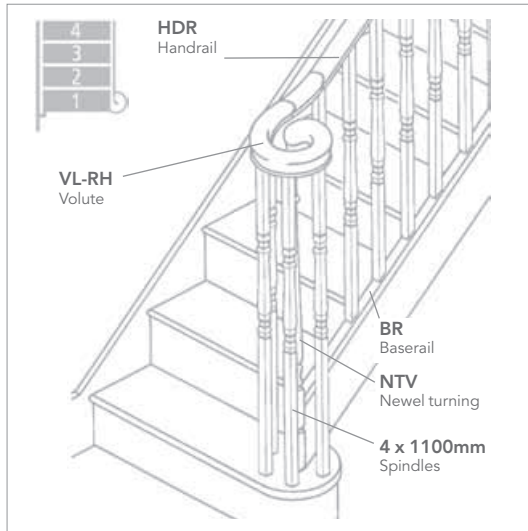


Fig. 2 - Bottom of flight - Straight with straight step

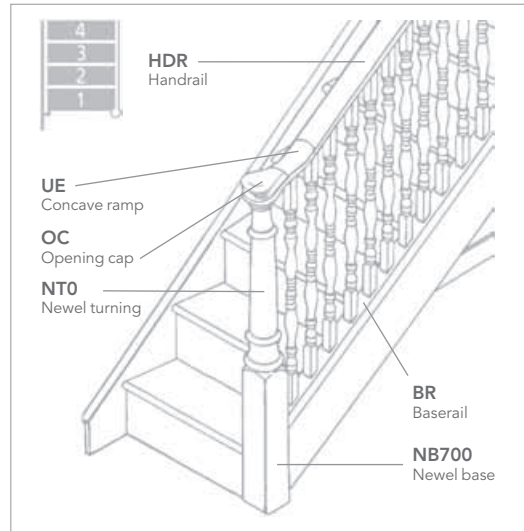


Fig. 3 - Intermediate landings - Quarter turn with landing

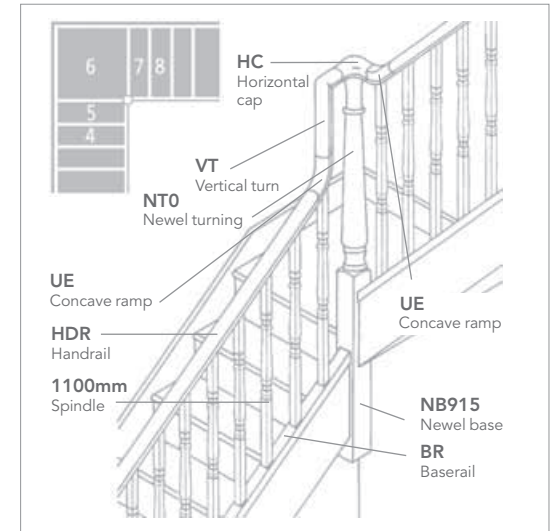


Fig. 4 - Intermediate landings - Half turn with landing

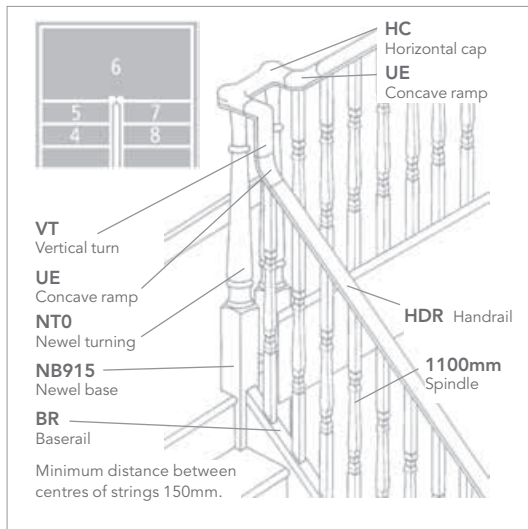


Fig. 5 - Top landings - Top landing with 90° turn

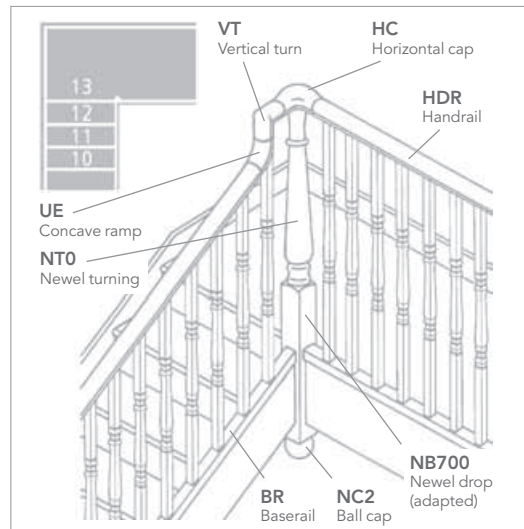
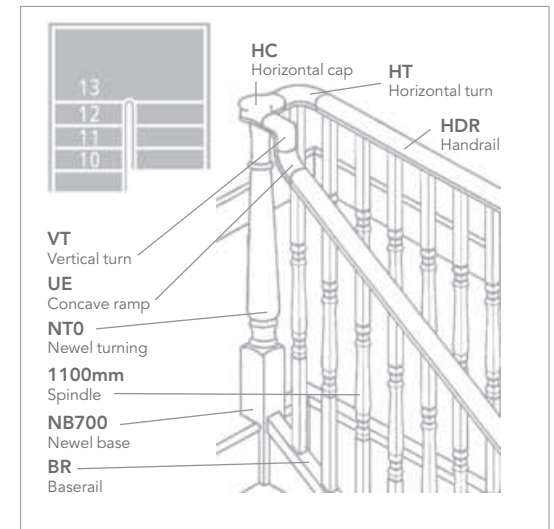


Fig. 6 - Top landings - Top landing with 180° turn



# Staircase configurations

## Over-the-post handrail system – continuous fix (continued)

Fig. 7 - Top landings - 90° turn with corner landing newel

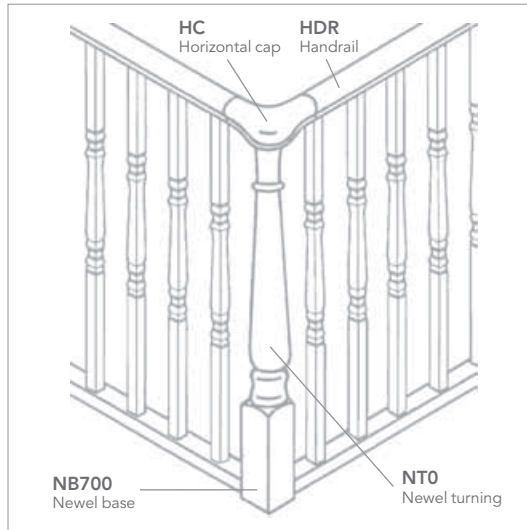
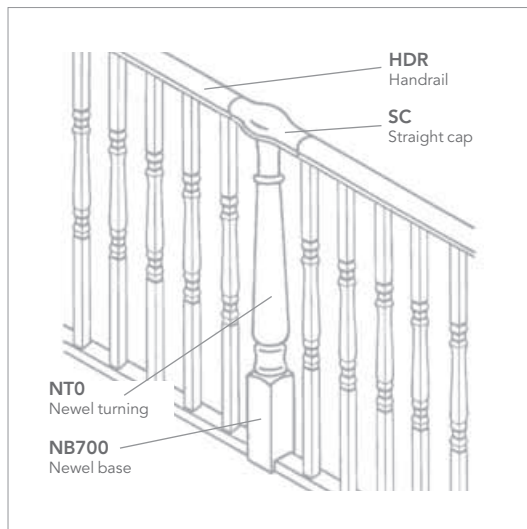


Fig. 8 - Top landings - Over-the-post rail over mid newel



Classic Ash featuring fluted spindle and matching newel with right hand volute.

# Staircase configurations

## Post-to-post handrail system – bracket fix

Fig. 1 - Bottom of flight - Straight with straight step

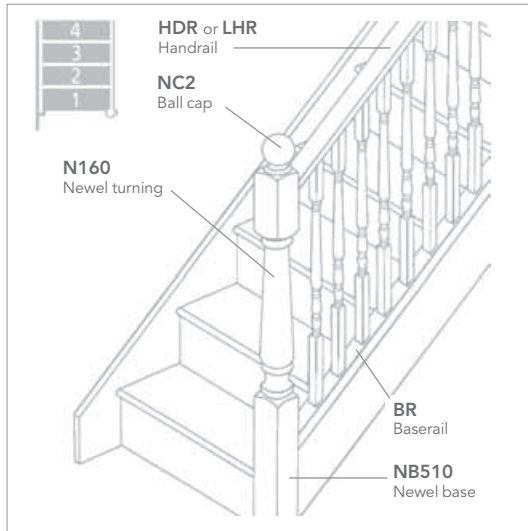


Fig. 2 - Bottom of flight - Straight with bullnose step

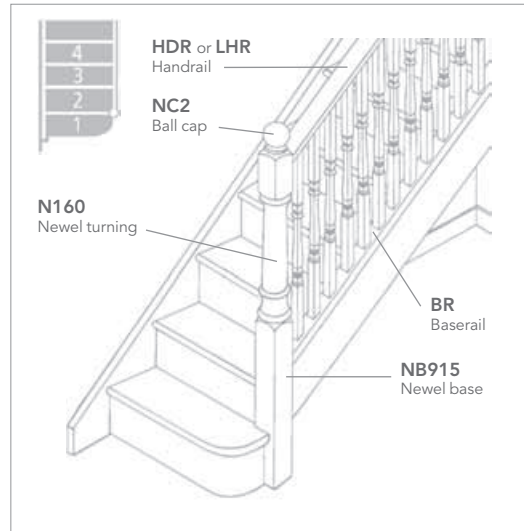


Fig. 3 - Bottom of flight - Dog leg with bullnose step

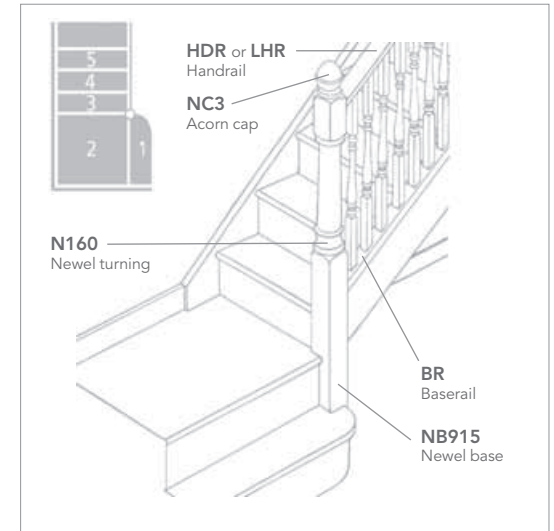


Fig. 4 - Bottom of flight - Winders

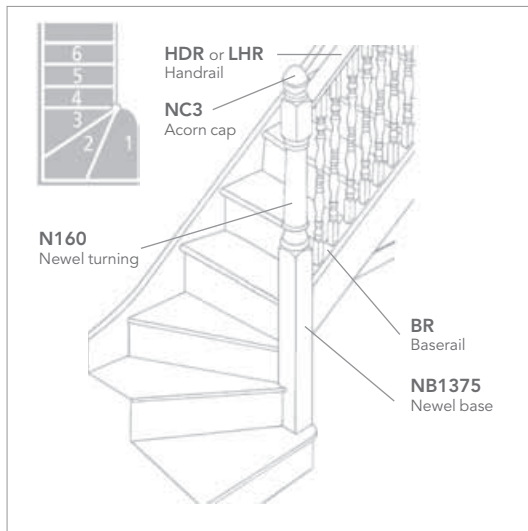


Fig. 5 - Bottom of stairs - Dog leg with straight step

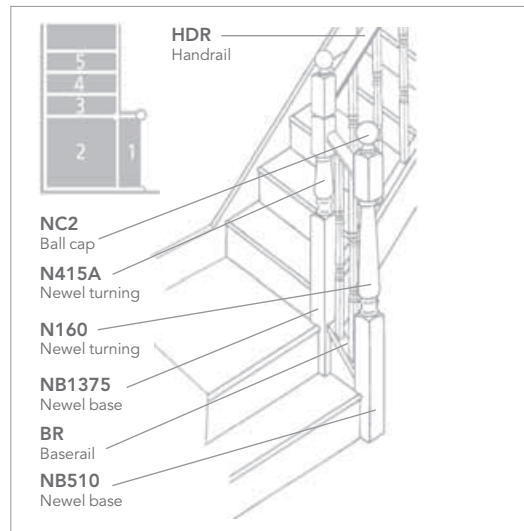
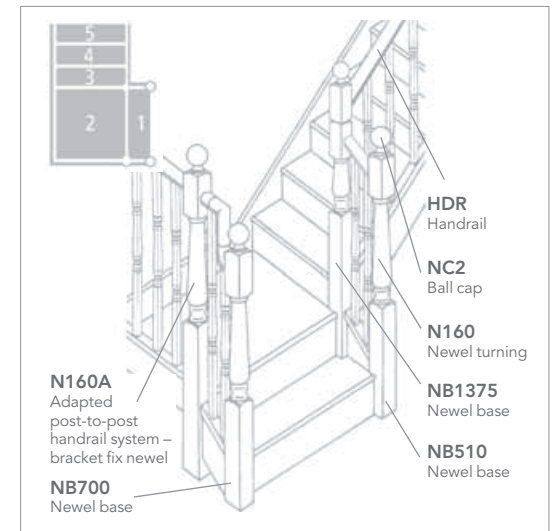


Fig. 6 - Bottom of stairs - Dog leg with straight step and pulpit end



# Staircase configurations

## Post-to-post handrail system – bracket fix (continued)

Fig. 7 - Bottom of stairs - Dog leg with double bullnose and pulpit end

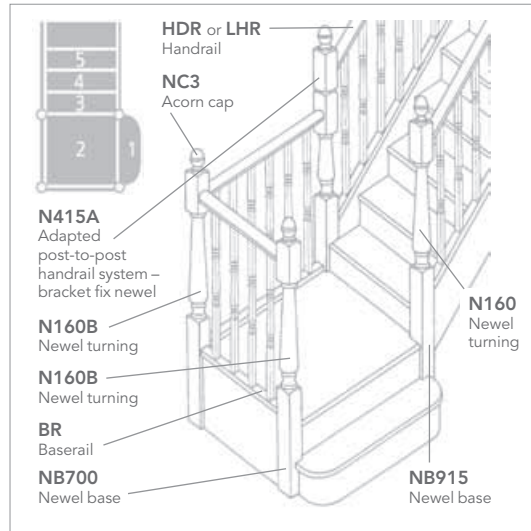


Fig. 8 - Intermediate landing - Quarter turn with landing

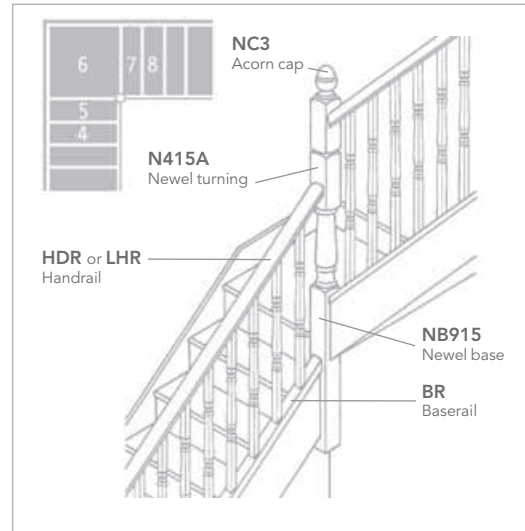


Fig. 9 - Intermediate landing - Quarter turn with winders

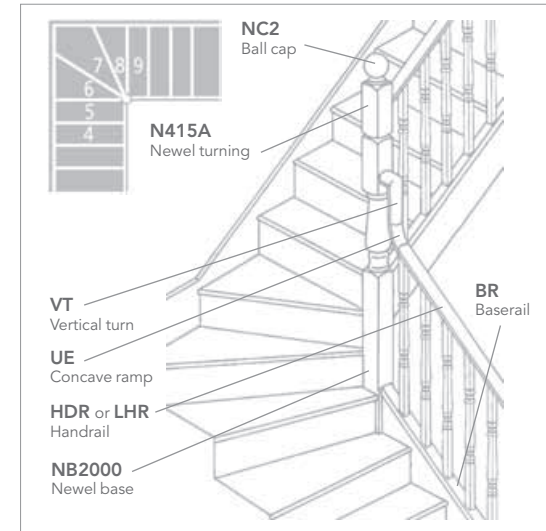


Fig. 10 - Intermediate landing - Half turn with landing

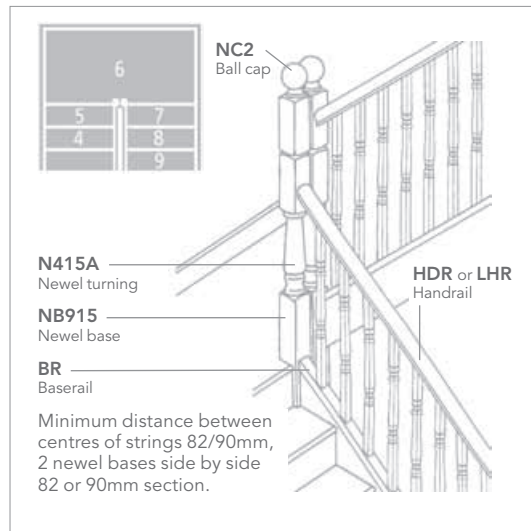


Fig. 11 - Intermediate landing - Half turn with extended landing

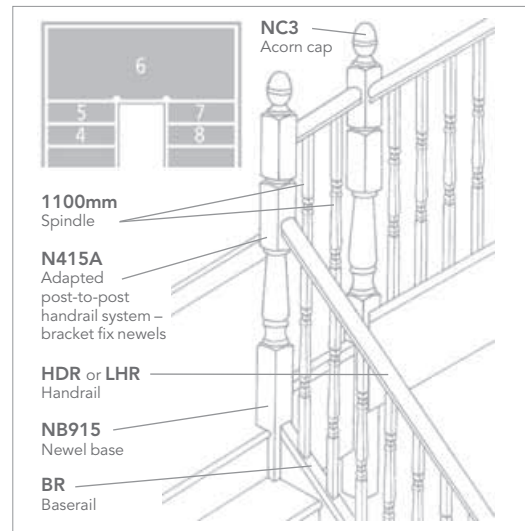
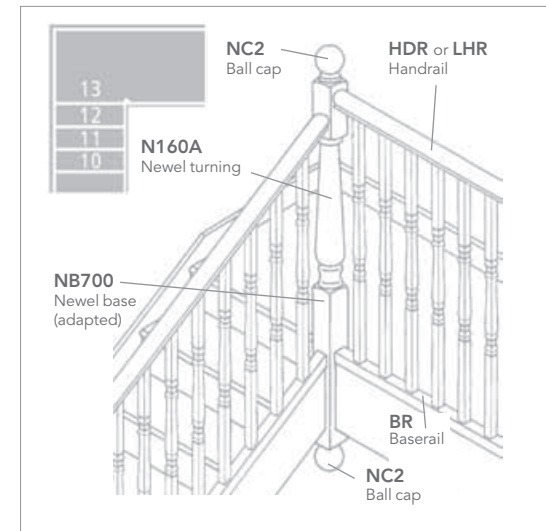


Fig. 12 - Landings - Top landing with 90° turn



# Staircase configurations

## Post-to-post handrail system – bracket fix (continued)

Fig. 13 - Landings - Top landing with 90° turn and extra rise

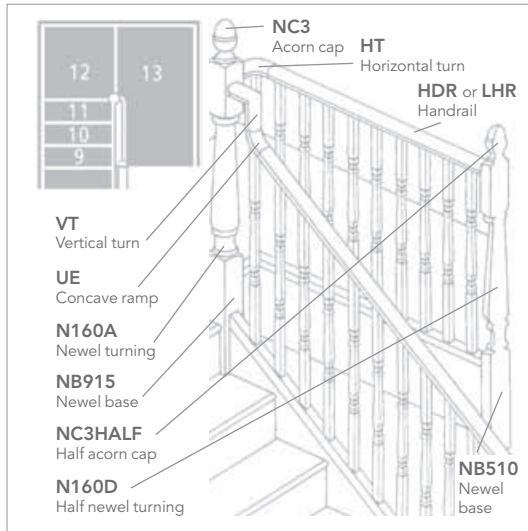


Fig. 14 - Landings - Top landing with 180° turn

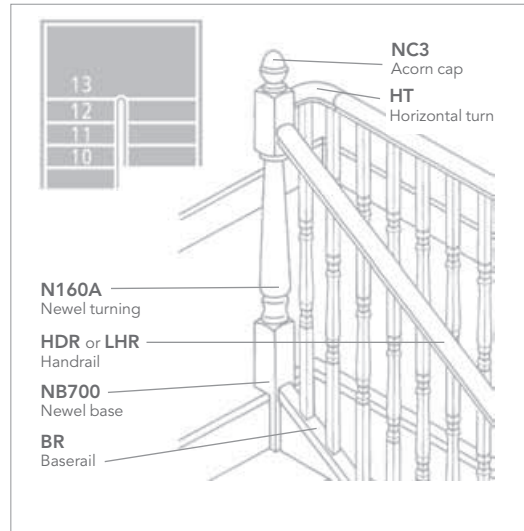


Fig. 15 - Landings - Top landing 180° turn with winders

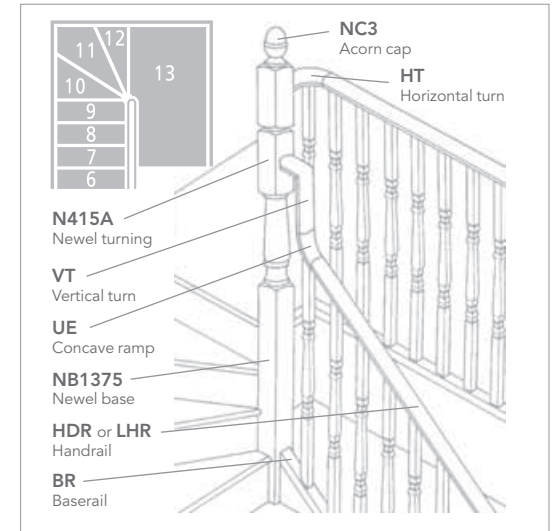


Fig. 16 - Landings - 90° turn with post-to-post handrail system – mortise and tenon fix

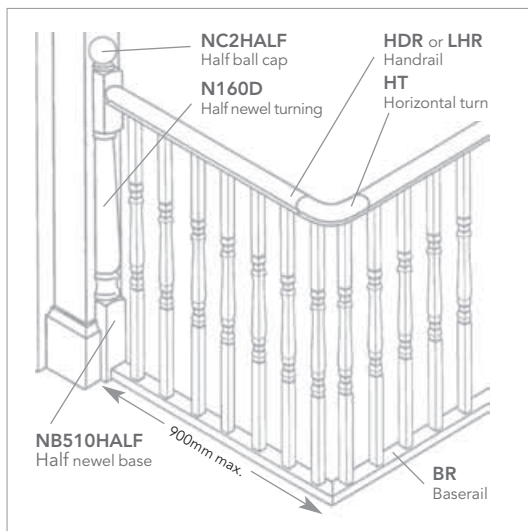


Fig. 17 - Landings - Landing and horizontal balustrade only

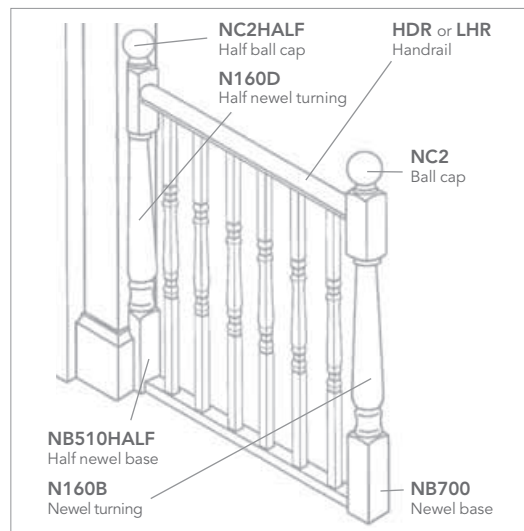
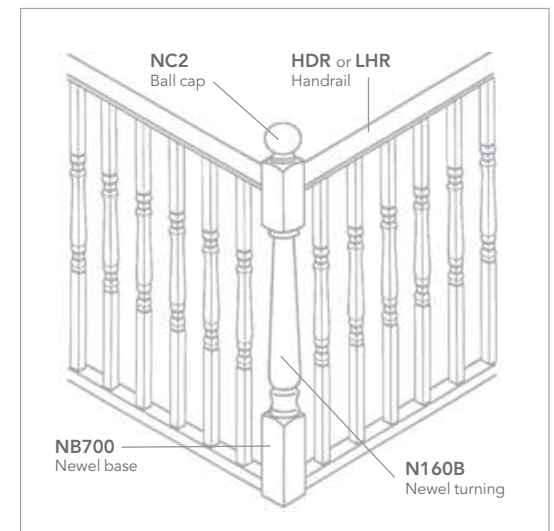


Fig. 18 - Landings - Corner landing newel



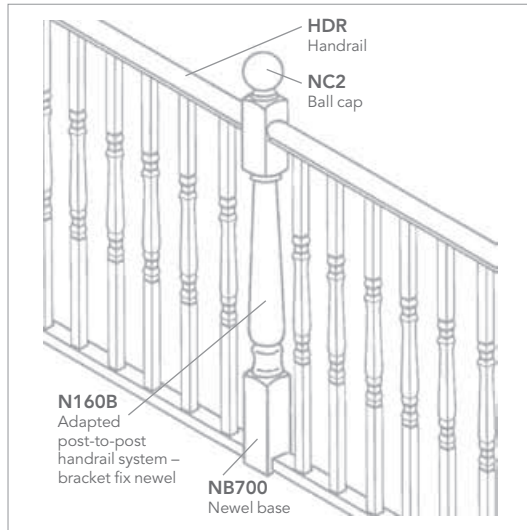


# Staircase configurations

---

## Post-to-post handrail system – bracket fix (continued)

Fig. 19 - Landings - Mid newel



Hallmark Pine featuring  
Georgian spindle with  
bracket fix tulip newel.



# Staircase configurations

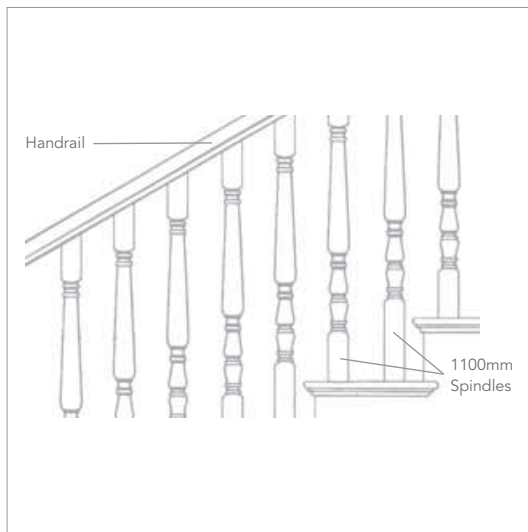
## Other situations

### CUT STRING

There are two ways of installing spindles to a cut string staircase. The traditional method used by professional tradesmen is to fix the spindles to the top of the tread by constructing a stub tenon woodworking joint. An alternative and more modern way of fixing is to cut individual lengths of baserail and screw to each tread. The spindles and fillets are then fixed as normal by glueing and pinning. This method is excellent for carpet finishes.

Both methods of installation use 1100mm length spindles on the front and back edges of the tread.

Fig. 1 - Cut string



### CEILING LINE / STRING OVER STRING (Figs 2 and 3)

When a handrail hits the underside of a ceiling line or second flight string we recommend that you run a length of handrail up from the bottom newel until it meets the ceiling/string and a further length of handrail along the underside of the ceiling/string. Where the two handrails meet they should be mitred together and fixed using a combination of glue, screws, dowels and/or metal plate.

As spindles reach the underside of the ceiling/string they will become shorter in length, to maintain an aesthetically pleasing balance with the pitch of the stairs and handrail, keep the bottom square of all spindles the same length and reduce the spindle from the top downwards. Depending on the style of spindle you are using it may be necessary to cut into the turned part of the spindle and to space you should cut the timber fillets/spacers with a coping saw to suit the spindles radius. Fix the spindles and fillets as normal with glue and panel pins/lost head nails.

Fig. 2 - Ceiling lines

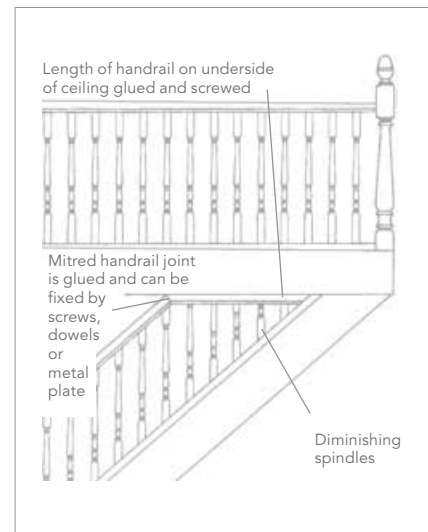
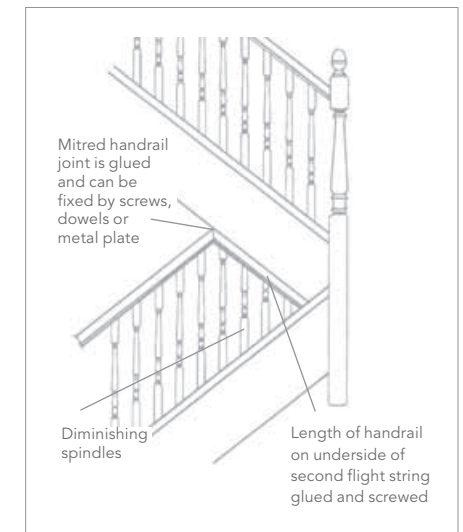


Fig. 3 - String over string



Figures 2 and 3 are suitable for HDR handrail applications.

# Staircase configurations

## FUSION® Domestic

Fig. 1 - Bottom flight - Fusion straight with straight step

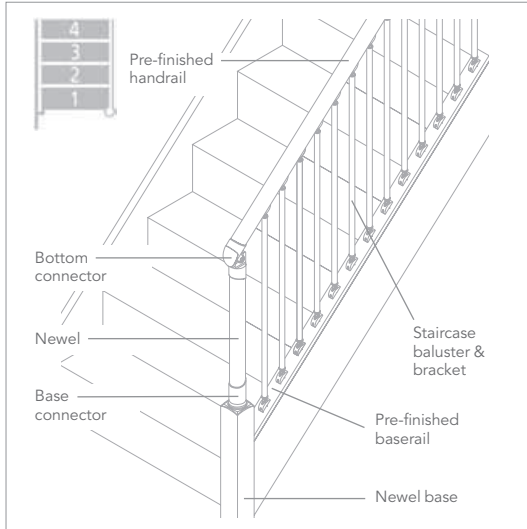


Fig. 2 - Bottom flight - Fusion straight with bullnose step

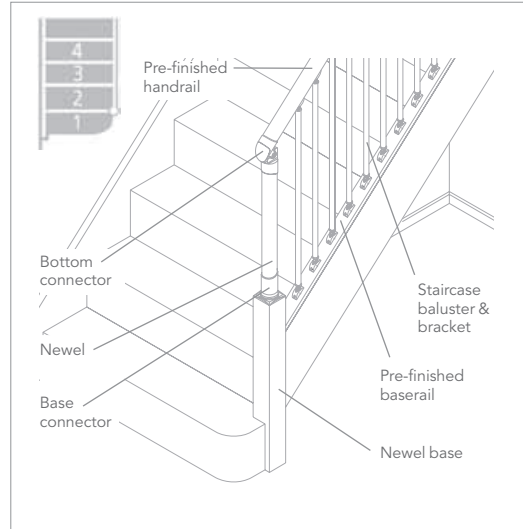


Fig. 3 - Bottom flight - Fusion dogleg with bullnose step

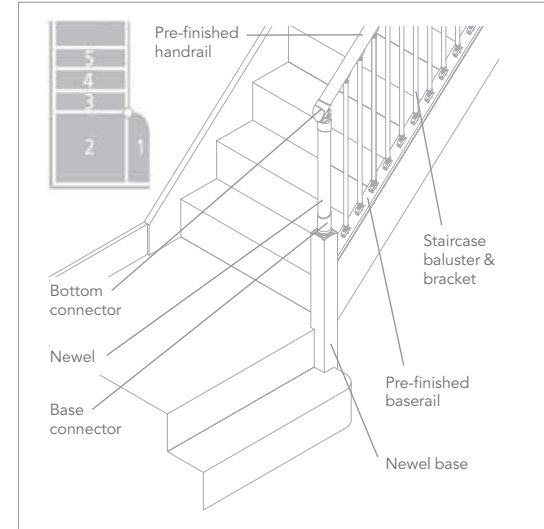


Fig. 4 - Bottom flight - Fusion winders

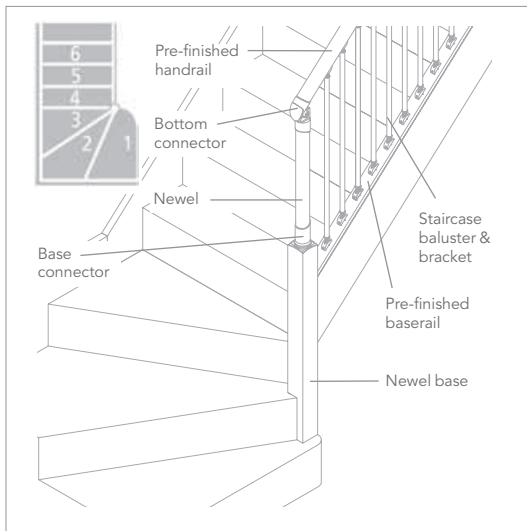


Fig. 5 - Bottom flight - Fusion dogleg with double bullnose & pulpit end

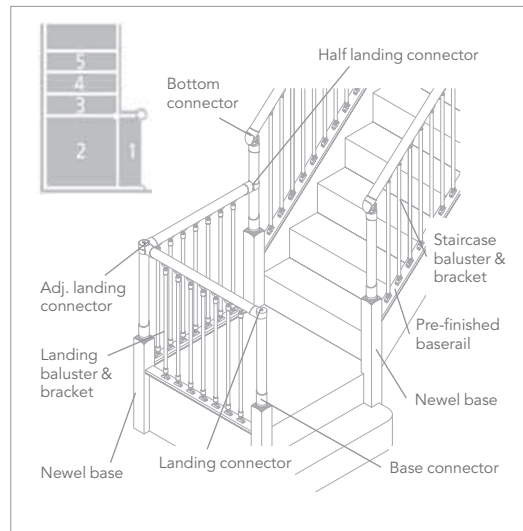
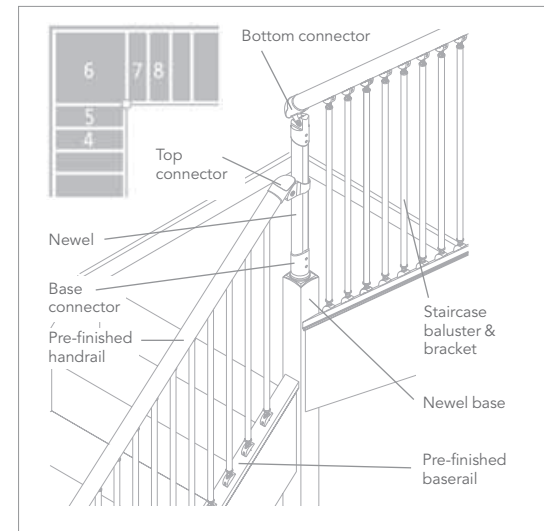


Fig. 6 - Intermediate landing - Fusion quarter turn with landing



# Staircase configurations

## FUSION® Domestic (continued)

Fig. 7 - Intermediate landing - Fusion quarter turn with three winders

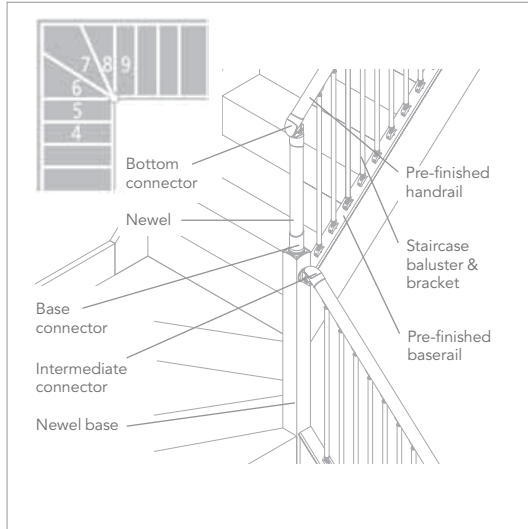


Fig. 8 - Intermediate landing - Fusion half turn with extended landing

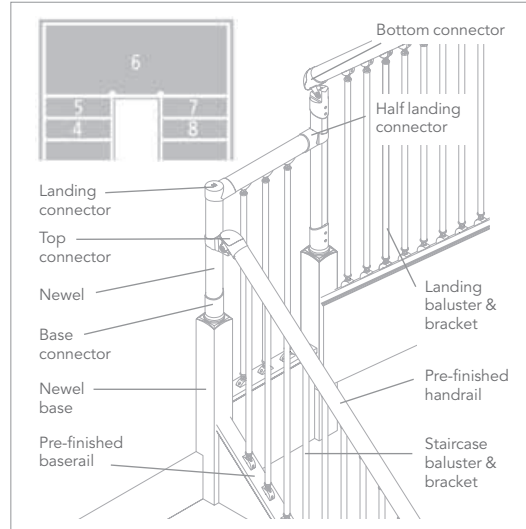


Fig. 9 - Top landing - Fusion top landing with 90° turn

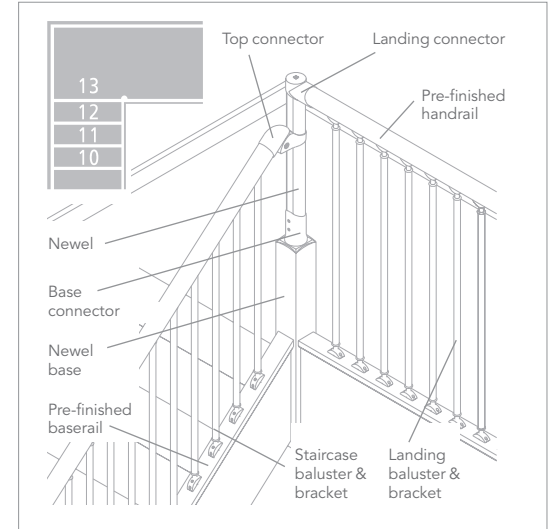


Fig. 10 - Top landing - Fusion top landing with 180° turn and extra rise

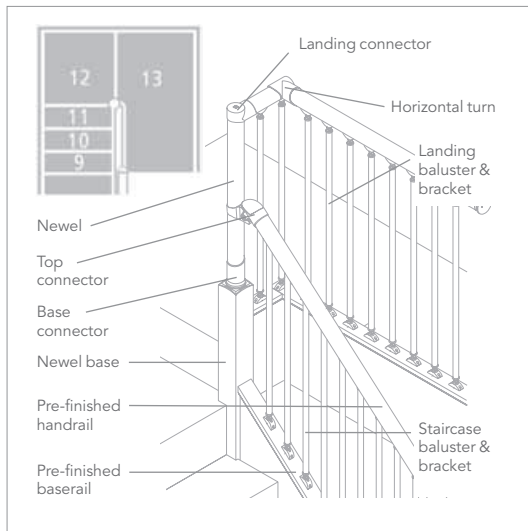


Fig. 11 - Top landing - Fusion top landing with 180° turn

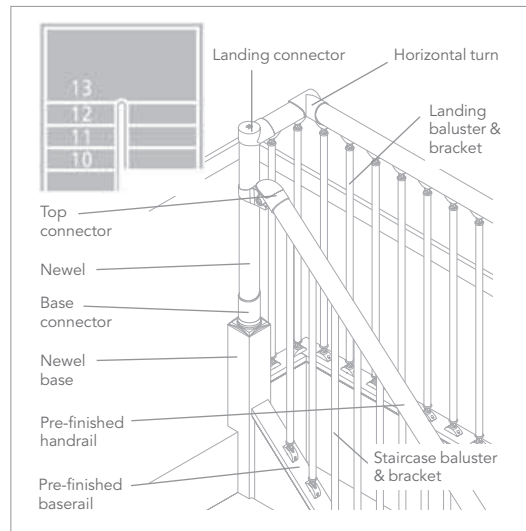
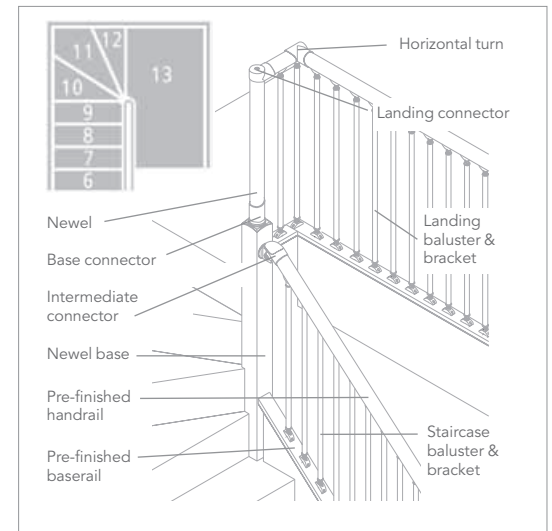


Fig. 12 - Top landing - Fusion top landing, 180° turn with winders



# Staircase configurations

## FUSION® Domestic (continued)

Fig. 13 - Top landing - Fusion top landing corner newel

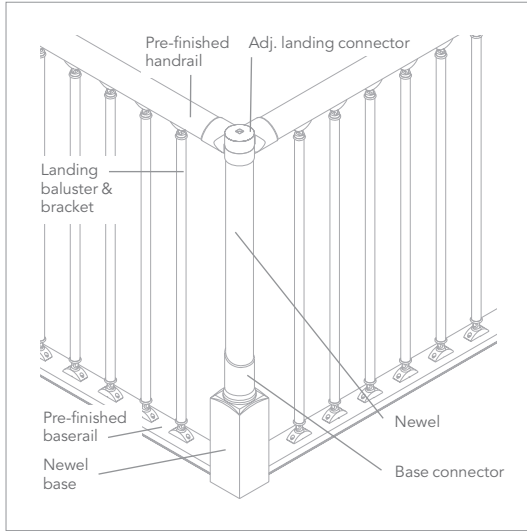


Fig. 14 - Top landing - Fusion top landing mid newel

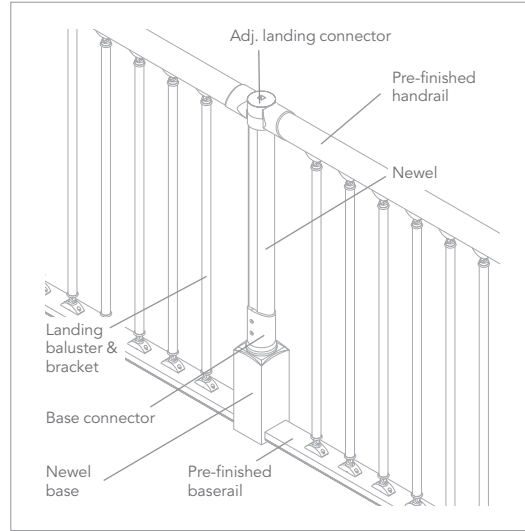


Fig. 15 - Top landing - Fusion landing or horizontal balustrades only

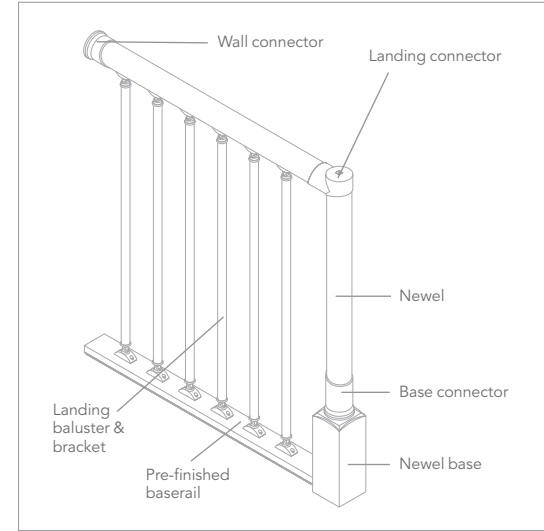


Fig. 16 - Bottom of flight - Fusion straight with straight step cut string

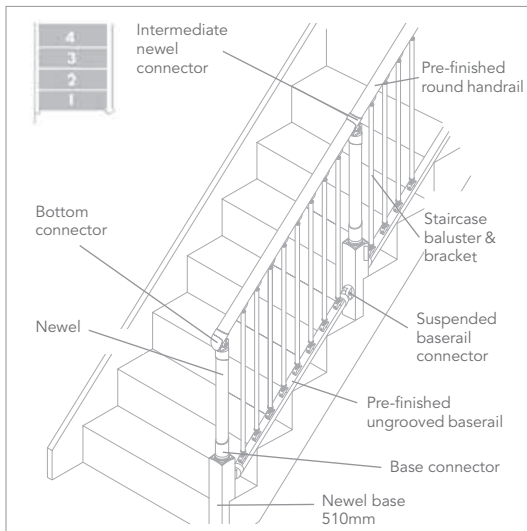


Fig. 17 - Intermediate landing - Fusion quarter turn with landing cut string

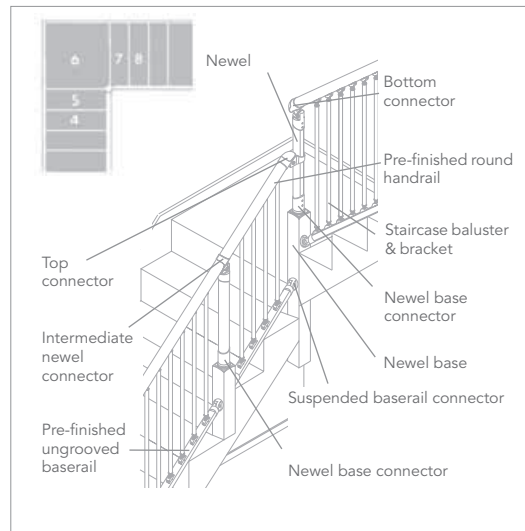
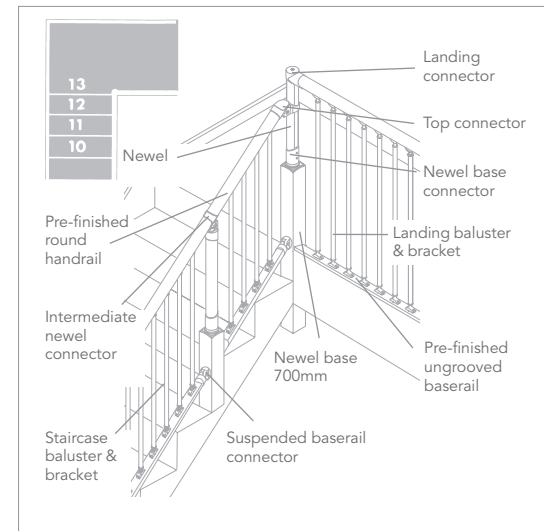


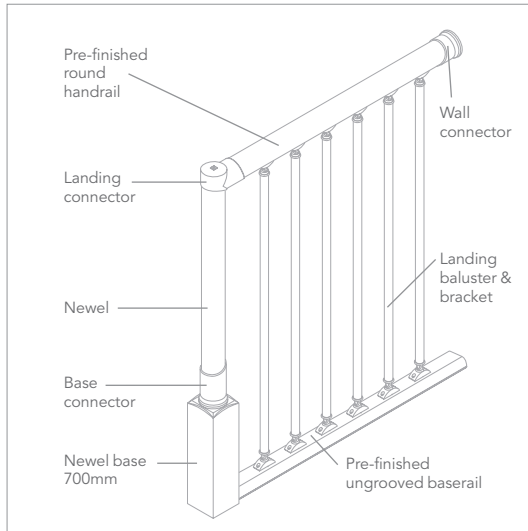
Fig. 18 - Top landing - Fusion top landing 90° turn cut string



# Staircase configurations


## FUSION® Domestic (continued)

Fig. 19 - Top landing - Fusion



Fusion featuring glass panels with White Oak and brushed nickel finish.

Fusion featuring acrylic panels with White Oak and brushed nickel finish.



# Installation information

---

## Post-to-post handrail system – mortise and tenon fix

The Richard Burbidge Post-to-post handrail system – mortise and tenon fix (also known as post-to-post) is designed for traditional fixing using mortise and tenon joints to fix the handrails to newels.

This system is designed primarily for professional installation by tradesmen who are fully conversant with this type of traditional woodworking joint.

We recommend that tenons are constructed so that they are a minimum one-third the width of the handrail and half the the length of the newel post. Tenons should be draw bored using a minimum 9mm diameter dowel.

We do not recommend the use of post-to-post handrail system – bracket fix newel base heights when setting out the post-to-post handrail system – mortise and tenon fix. Newel base heights for this system should be calculated by setting out the newels and establishing where the handrail will meet the newel post.

Post-to-post handrail system – mortise and tenon fix stairparts have been designed to achieve minimum domestic handrail heights of 900mm for both stairs and landings.

To calculate how many spindles you will need count the number of treads between newels on the stairs. Allow 2 spindles per tread and 1 spindle per tread that has a newel post. For example a 12 tread staircase with newels at the bottom and top of the stairs will generally require 22 spindles.

For landings and horizontal balustrades measure the horizontal distance in millimetres and divide by 112 for 32mm spindles and 121 for 41mm spindles.

Building Regulations state that the gap between any part of the balustrade should not allow the passage of a 100mm sphere.

## Over-the-post handrail system – continuous fix

The Richard Burbidge over-the-post handrail system – continuous fix (also known as over-the-post) is designed for professional installation by skilled tradesmen.

This system uses straight lengths of handrail connected to a series of shaped handrail fittings and ramps which allow the handrail to flow over the tops of newels.

All handrail fittings and ramps are supplied over long and will need to be cut down to suit the individual staircase pitch.

Handrail fittings and ramps are supplied with tie-rail bolts to allow jointing of the fittings to rails. Full instructions on how to use the tie-rail bolts are supplied with the fittings.

To calculate how many spindles you will need count the number of treads between newels on the stairs. Allow 2 spindles per tread and 1 spindle per tread that has a newel post. For example a 12 tread staircase with newels at the bottom and top of the stairs will generally require 22 spindles.

For landings and horizontal balustrades measure the horizontal distance in millimetres and divide by 112 for 32mm spindles, 121 for 41mm spindles, 126 for 46mm spindles and 135 for 55mm spindles.

Building Regulations state that the gap between any part of the balustrade should not allow the passage of a 100mm sphere.

Trademark White Primed colonial spindles, tulip newels and stained pine handrail.



# Installation information

## Post-to-post handrail system – bracket fix

The Richard Burbidge patented post-to-post handrail system – bracket fix enables stair balustrade to be replaced and constructed quickly and easily without the need for professional woodworking mortise and tenon joints. The post-to-post handrail system – bracket fix has been specifically designed to save time using pre-drilled newels and a unique adjustable bracket that secures handrails to newels.

Post-to-post handrail system – bracket fix stairparts have been designed to achieve minimum domestic handrail heights of 900mm for both stairs and landings.

Brackets are sold individually apart from the N160D half newel which comes complete with a universal half bracket.

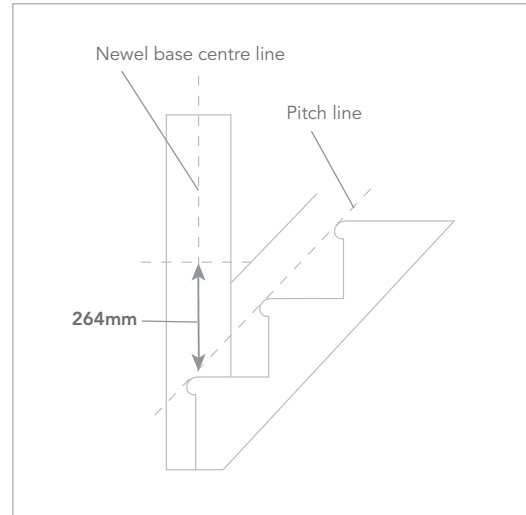
To calculate how many spindles you will need count the number of treads between newels on the stairs. Allow 2 spindles per tread and 1 spindle per tread that has a newel post. For example a 12 tread staircase with newels at the bottom and top of the stairs will generally require 22 spindles.

For landings and horizontal balustrades measure the horizontal distance in millimetres and divide by 112 for 32mm spindles and 121 for 41mm spindles.

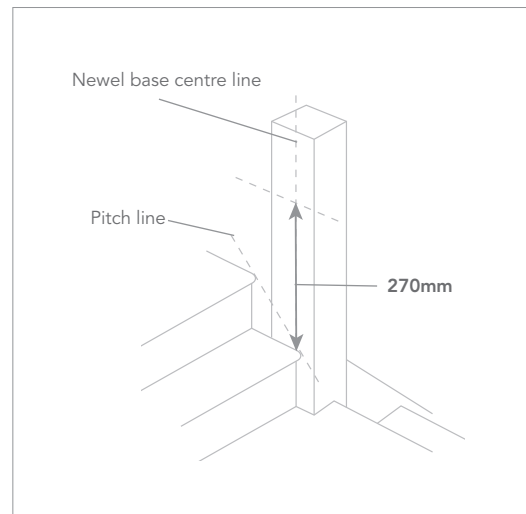
When using metal balusters on landings divide the horizontal measurement in millimetres by 112mm.

Building Regulations state that the gap between any part of the balustrade should not allow the passage of a 100mm sphere.

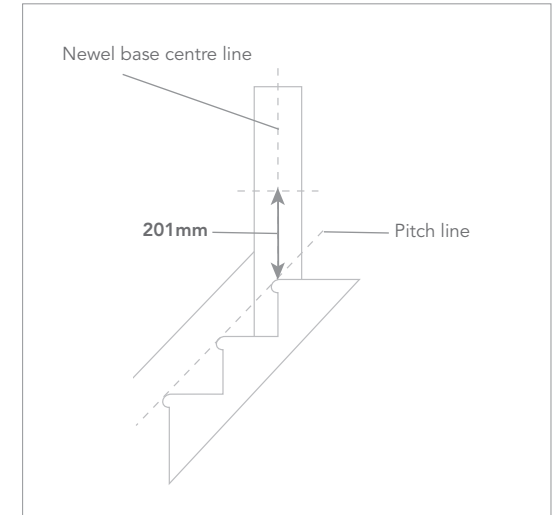
Bottom of stairs post-to-post handrail system – bracket fix newel base height using 160 post-to-post handrail system – bracket fix bottom newel



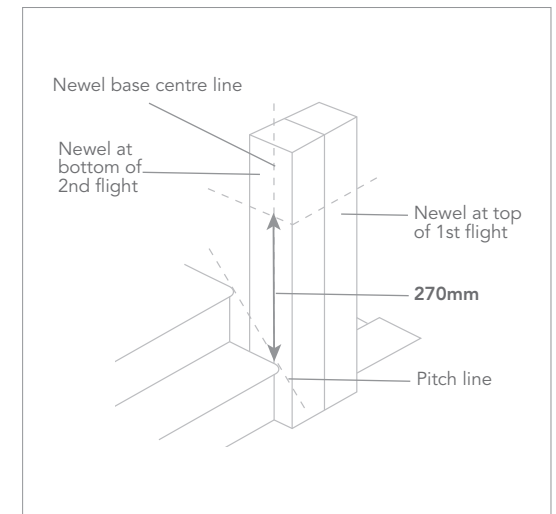
90° quarter landing post-to-post handrail system – bracket fix newel base height using 415A intermediate post-to-post – bracket fix newel



Top of stairs post-to-post handrail system – bracket fix newel base height using 160A post-to-post handrail system – bracket fix top newel



Half landing post-to-post handrail system – bracket fix newel base heights using 415As intermediate post-to-post handrail system – bracket fix newels





# Creating a perfect finish.

Once Richard Burbidge products have been installed they must be finished to seal the pores, protect the surface and give an attractive appearance. Successful finishing will depend on correct preparation of the surface, filling of nail holes and sanding to remove marks which have occurred during installation, for example.

We recommend that all finishes are applied to test pieces so that the finish obtained is the one that you wish to achieve. Please read manufacturer's instructions carefully. Richard Burbidge display models are spray lacquered. A similar finish can be achieved using brush applied methods follow the simple guidelines alongside for a perfect finish.

### Brush applied varnish

1. Sand the surface with a fine grade sandpaper. Traces of dust and grease can be removed using a cloth dampened with white spirit.
2. First coat - mix together one part white spirit, three parts polyurethane clear varnish and if a colour is required one part spirit based wood stain/dye.
3. Allow at least eight hours to dry. Lightly rub down using a fine grade wire wool and apply a coat of clear varnish only.
4. Allow at least eight hours to dry and apply two further coats of clear varnish.

### Spray applied varnish

1. Rub down with 240 grit sandpaper and apply one coat of sanding/sealer.
2. Allow to dry and denib/sand with a fine grade wire wool.
3. Apply two coats of pre-cat lacquer (if a coloured finish is required use tinted pre-cat lacquer).

**Note** - Remember, a clear varnish will change the colour of wood which should be considered before deciding on a coloured finish. Practice on off-cuts before applying to product.

Hallmark Pine featuring Georgian spindle with bracket fix tulip newel.



# Finishing advice

---

The following details are examples of some of the more popular ways of finishing. Of course, before applying your chosen finish (stain, paint or varnish) your timber product should be properly prepared. Pin/nail holes should be filled with a proprietary filler and the product sanded to remove blemishes that can occur during installation.

## Varnish

Available in clear matt, satin and gloss finishes and also tinted/coloured, varnish gives a tough, durable and hardwearing finish which requires minimal maintenance and is heat and water resistant. Coloured varnishes have the advantage of being suitable for application on previously varnished surfaces. When applying coloured varnishes you should note that as they do not penetrate the wood like a true wood stain/dye it is a good idea to finish with a couple of coats of clear varnish which will prevent colour loss due to wear and tear.

As well as polyurethane varnishes there are a number of acrylic/water-based varnishes which are solvent free, have a low odour and are extremely quick drying. They also have the advantage of easy brush maintenance and require only a quick rinse with water after use.

## Oils

Oils can be used to seal timber. They do, however, tend to be used on hardwoods only as softwoods discolour and become dirty very quickly. There are various types available which are easy to apply, usually by rag or brush. Teak oil is quick drying whilst danish oil has the advantage of being able to accept a varnish for added protection. Linseed oil is slow drying and tends to be soft.

## Wood stains/dyes

These will penetrate the wood and are used to enhance the colour and to some extent unify and neutralise the natural colour variations that occur in timbers. They tend to dry quickly and are usually applied with a cloth along the grain. Before it is dry, excess stain/dye is wiped off with a lint-free cloth. Wood stains/dyes do not seal the timber and require a varnish or polish application to finish.

## Protective wood stains

All in one finish enhances the colour of wood and is normally brush applied. Unlike wood stains/dyes it also seals the timber and is quick drying with further coats being applied after just two hours.

## French polish

This gives a very good gloss finish. It is applied by building up in layers and is made from a mixture of shellac and alcohol, with a fair degree of skill required to achieve a good finish. French polish does not provide any real protection, with the surface not resistant to scratches, heat, water or alcohol and is normally applied to surfaces that receive little wear and tear. A modern alternative two part treatment is 'plastic coating', which does provide resistance to heat, liquids and scratches.

## Liming

This is best applied to coarse grained woods such as oak. A traditional mixture for liming oak can be achieved by mixing unslaked lime with water. Once applied and semi-dry any surplus is wiped off. When dry this is rubbed down with glasspaper and a coat of french polish is added, with a final coat of white polish to finish. Alternatively, an easier method is to mix white matt emulsion with water to the same consistency as milk and brush into the grain, wiping off before setting. To finish and seal two coats of satin varnish are applied, giving an eggshell shine. Liming wax is also available, which is quick and easy to apply.

## Paint

Use a 'knotting' solution on live knots and resinous areas. This prevents resin bleeding/seeping through onto the finished surface. New bare timber should have a coat of primer, followed by one or two coats of undercoat. Finish with a topcoat of gloss. There are numerous painting finishes and techniques, for example, crackle, glaze, marble or mottled effects.